

RURAL DOMESTIC PREPAREDNESS CONSORTIUM

PERFORMANCE REPORT

NO NO NO NO



RDPC

Rural Domestic Preparedness Consortium



RDPC
Rural Domestic Preparedness Consortium

Our Mission.

The Rural Domestic Preparedness Consortium (RDPC), through its Consortium Members, will provide small, rural, and tribal emergency responders and communities with the knowledge, skills, and abilities to enhance the safety, and quality of life for their citizens through training, technical assistance, and information sharing.

Our Vision.

Rural communities across America will have the knowledge, skills, and abilities necessary to enhance the safety, security, and quality of life for citizens.



RDPC
Rural Domestic Preparedness Consortium

RURAL *defined*

Since its inception, RDPC has worked diligently to develop and deliver training to small and rural communities throughout the United States. While Americans tend to have an idealized image of rural America, a common definition for “rural” is difficult to find and is one of the most frequently asked questions of RDPC.

Consistent with guidance from the U.S. Census Bureau, RDPC defines the rural communities it serves as “any location with a population of less than 50,000 and with a population density of less than 1,000 persons per square mile.” In addition to the U.S. Census Bureau, most Federal agencies use a population threshold of under 50,000 to define a “rural” area.

RDPC interprets the phrase, “any location,” as applying to cities, towns, villages, parishes, communities, and counties, a flexibility that ensures areas are not excluded unduly. For example, this definition can include a rural city within an urban county. The citizens of rural communities face unique challenges when preparing for all-hazards. For example, limited population and tax bases can create difficulties for community public safety agencies in terms of staffing, equipment, and other resources.

In many cases, RDPC represents the only opportunity for emergency response service providers to obtain access to timely, effective training. Therefore, understanding rural America and working to identify its specific needs are critical tasks for RDPC.

This project was supported by Cooperative Agreement Numbers EMW-2017-CA-00052-S01, EMW-2018-CA-00075-S01, EMW-2019-CA-00048-S01, and EMW-2020-CA-00080-S01 and administered by the U.S. Department of Homeland Security. Points of view or opinions expressed in this document are those of the author and do not represent the official position or policies of U.S. Department of Homeland Security.

FEMA's National Training and Education Division (NTED) offers a full catalog of courses at no-cost to help build critical skills that responders need to function effectively in mass consequence events. Course subjects range from Weapons of Mass Destruction (WMD) terrorism, cybersecurity, and agro-terrorism to citizen preparedness and public works. NTED courses include multiple delivery methods: instructor-led (direct deliveries), virtual deliveries (instructor-led), train-the-trainers (indirect deliveries), customized (conferences and seminars) and web-based. A full list of NTED courses can be found at www.firstrespondertraining.gov.



PREPARE
FOR
THE
WORST.
TRAIN
TO BE
THE
BEST.

THE CENTER FOR RURAL DEVELOPMENT

SOMERSET, KENTUCKY



RDPC is led by The Center for Rural Development in Somerset, KY. Established in 1996 through the vision of U.S. Congressman Harold Rogers (KY-05), The Center for Rural Development is a 501c(3) nonprofit organization fueled by a mission to provide leadership that stimulates innovative and sustainable economic development solutions and a better way of life for the citizens we serve. The Center is also a nationally recognized model for successful rural development.

The Center has four Focus Areas: **PUBLIC SAFETY**, **ARTS & CULTURE**, **LEADERSHIP**, and **TECHNOLOGY**, serving a 45-county primary service area in Southern and Eastern Kentucky. We are committed to constantly expanding our capabilities in order to deliver a range of key services throughout Kentucky and beyond. The Center's Public Safety programs are reaching first responders and law enforcement professionals across the nation.

The Center has expertise in developing and administering training programs, including curriculum design, development, and delivery. As Executive Agent, The Center also plays a key role as a technology provider to the RDPC program. The Center is responsible for the design, development, and continued support of the RDPC web presence as well as online training registration, evaluation reporting capabilities, and learning management systems. The Center is a DHS/FEMA training provider.



Executive Message



Lonnie Lawson

Lonnie Lawson
RDPC Principal Investigator
President & CEO
The Center for Rural Development

The Rural Domestic Preparedness Consortium (RDPC) understands all too well our nation's rural and tribal emergency responders face unique challenges when compared to their urban counterparts.

As a result, RDPC is committed to providing small, rural, and tribal emergency responders and stakeholders with the knowledge, skills, and abilities necessary to enhance the safety, security, and quality of life for their citizens through access to Department of Homeland Security (DHS)-certified training developed specifically for rural and tribal practitioners and communities.

RDPC, a program of the US Department of Homeland Security and Federal Emergency Management Agency (FEMA), has worked for more than 18 years to deliver all-hazards training at no cost to our nation's small rural, and tribal communities.

Led by The Center for Rural Development, RDPC has trained more than 115,000 emergency responders from small, rural, and tribal communities in all 50 states and 5 US territories from January 2005 through December 2022.

RDPC's mission is to deliver all-hazards training by helping our nation's rural and tribal first responders "prepare for the worst and train to be the best."

We look forward to continuing to serve small, rural, and tribal first responders in the years to come by providing the tools, resources, and training to help them better prepare and serve all citizens.

Academic Members



Led by The Center for Rural Development, the RDPC is comprised of 5 academic members and 1 affiliate with expertise and niche capabilities in developing and delivering DHS-certified training to small, rural, and tribal communities. Each institution brings a vast amount of knowledge and experience that prepares communities in the event of a disaster. We value each member, as well as their steadfast dedication to help others.

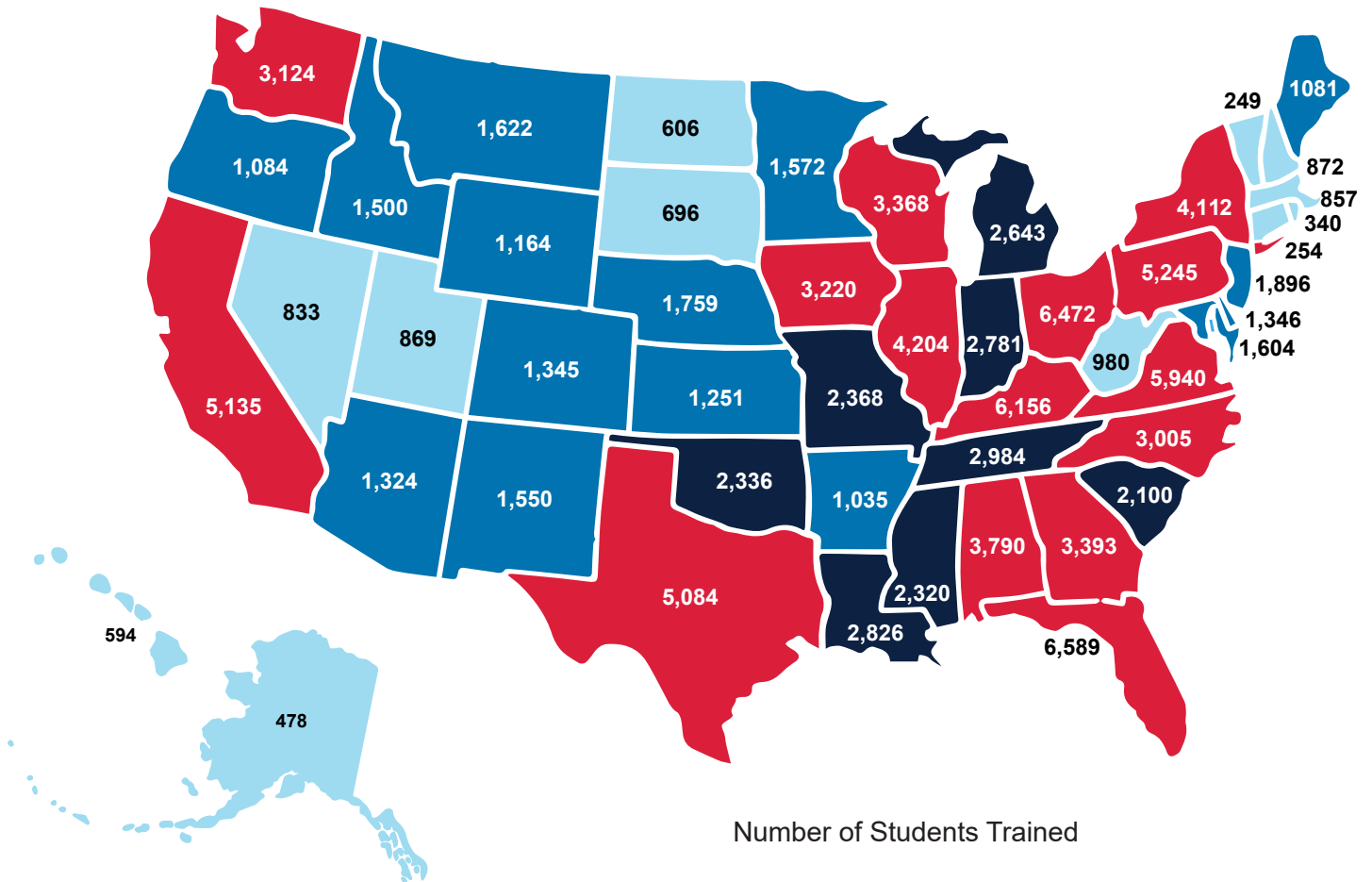


For more information about the RDPC and its academic members, visit www.ruraltraining.org or call 877-855-RDPC.

Course Statistics

Total Number of Students Trained: 118,857
Total Number of States & Territories Impacted¹:55

Training Completions by State/Territory



(2022 data reflects 5180 ILT, virtual, and web course completions and are included on totals for each state.)

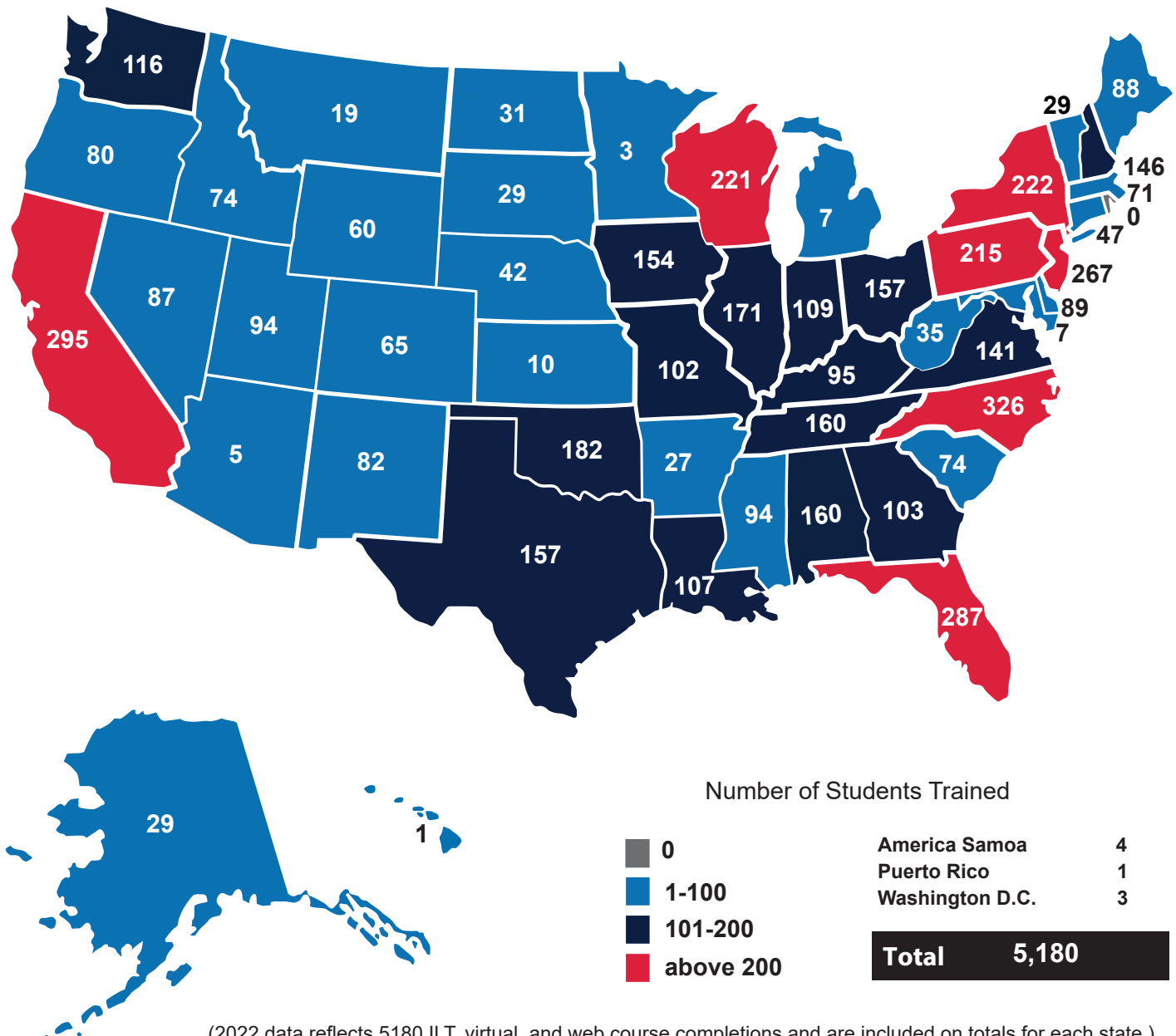
(611 web-based completions from 2021 are reflected in the cumulative total.)

¹ Includes all 50 states and 5 territories. Includes states represented by individual students attending training in another state.

Course Statistics

Total Number of Students Trained: 5,810
 Total Number of Deliveries: 186
 Total Number of States & Territories Impacted¹: 52

Training Completions by State/Territory



(2022 data reflects 5180 ILT, virtual, and web course completions and are included on totals for each state.)

¹ Includes all 50 states and 5 territories. Includes states represented by individual students attending training in another state.



RDPC
Rural Domestic Preparedness Consortium

The Rural Domestic Preparedness Consortium (RDPC) is proud to be able to offer quality training to rural and tribal first responders. While initially all training was in person (mobile), RDPC has since been able to expand its offerings to include some virtual and web-based training. The audience served includes people from a variety of disciplines and levels of government.

The disciplines represented include:

- **Agriculture**
- **Animal Emergency Services**
- **Citizen/Community Volunteer**
- **Education**
- **Emergency Management**
- **Emergency Medical Services**
- **Fire Service**
- **Government Administrative**
- **Hazardous Materials**
- **Private/Corporate/Safety Professionals**
- **Healthcare**
- **Information Technology**
- **Law Enforcement**
- **Public Health**
- **Public Safety Communication**
- **Public Works**
- **Search and Research**
- **Security and Safety**
- **Transportation**

The highest training representations are in Emergency Management, Fire Services, Law Enforcement, and Security and Safety disciplines.

The levels of government represented by trainees include:

- **Federal (Non-DHS)**
- **Federal DHS**
- **Federal FEMA**
- **International**
- **Local Government**
- **Military**
- **Private Sector**
- **Special District**
- **Statewide/Territorial**
- **Tribal Nation**

The highest representation of trainees are from the Local Government and Statewide Territorial levels. Reaching the rural and tribal audience is critical to effective first response for these communities. RDPC looks forward to maintaining and expanding its quality training for rural and tribal first responders in the years to come.

AWR 144 Port & Vessel Security for Public Safety & Maritime Personnel
 2022 Performance Report
 (January 1, 2022 - December 31, 2022)

Course Statistics

Total Number of Instructor-Led & Virtual Deliveries: 5
 Total Number of Students Trained: 117
 Total Number of States & Territories Impacted¹: 3
 Pre-Test Score Average: 79.80%
 Post-Test Score Average: 99.20%
 Average Increase of KSA²: 24.31%



Top 5 Student Disciplines



AWR 147 Rail Car Incident Response
 2022 Performance Report
 (January 1, 2022 - December 31, 2022)

Course Statistics

Total Number of Instructor-Led & Virtual Deliveries: 7
 Total Number of Students Trained: 194
 Total Number of States & Territories Impacted¹: 7
 Pre-Test Score Average: 64.71%
 Post-Test Score Average: 94.14%
 Average Increase of KSA²: 45.48%



Top 5 Student Disciplines



¹ Includes all 50 states and 5 territories. Includes states represented by individual students attending training in another state.
² Average of increase as determined by: (Post-Test Average - Pre-Test Average)/Pre-Test-Average



AWR 148 Crisis Management for School Based Incidents: Partnering Rural Law Enforcement, First Responders and Local School Systems
 2022 Performance Report
 (January 1, 2022 - December 31, 2022)

Course Statistics

Total Number of Instructor-Led & Virtual Deliveries: 61
 Total Number of Students Trained: 1780
 Total Number of States & Territories Impacted¹: 34
 Pre-Test Score Average: 76.98%
 Post-Test Score Average: 92.49%
 Average Increase of KSA²: 20.15%



Top 5 Student Disciplines



AWR 209 Working with the Media: A Course for Rural First Responders
 2022 Performance Report
 (January 1, 2022 - December 31, 2022)

Course Statistics

Total Number of Instructor-Led & Virtual Deliveries: 3
 Total Number of Students Trained: 51
 Total Number of States & Territories Impacted¹: 3
 Pre-Test Score Average: 46.67%
 Post-Test Score Average: 96.33%
 Average Increase of KSA²: 106.41%



Top 5 Student Disciplines



¹ Includes all 50 states and 5 territories. Includes states represented by individual students attending training in another state.
² Average of increase as determined by: (Post-Test Average - Pre-Test Average)/Pre-Test-Average



AWR 232 Mass Fatalities Planning & Response for Rural Communities
 2022 Performance Report
 (January 1, 2022 - December 31, 2022)

AWR 311 Small Vessel Security for Rural Communities
 2022 Performance Report
 (January 1, 2022 - December 31, 2022)

Course Statistics

Total Number of Instructor-Led & Virtual Deliveries: 14
 Total Number of Students Trained: 379
 Total Number of States & Territories Impacted¹: 11
 Pre-Test Score Average: 71.14%
 Post-Test Score Average: 95.07%
 Average Increase of KSA²: 33.64%

Course Statistics

Total Number of Instructor-Led & Virtual Deliveries: 3
 Total Number of Students Trained: 76
 Total Number of States & Territories Impacted¹: 2
 Pre-Test Score Average: 73.33%
 Post-Test Score Average: 96.00%
 Average Increase of KSA²: 30.92%



Top 5 Student Disciplines



Top 5 Student Disciplines



¹ Includes all 50 states and 5 territories. Includes states represented by individual students attending training in another state.
² Average of increase as determined by: (Post-Test Average - Pre-Test Average)/Pre-Test-Average



**AWR 328 All Hazards Preparedness for
Animals in Disasters**
2022 Performance Report
(January 1, 2022 - December 31, 2022)

Course Statistics

Total Number of Instructor-Led & Virtual Deliveries: 10
 Total Number of Students Trained: 196
 Total Number of States & Territories Impacted¹: 9
 Pre-Test Score Average: 67.40%
 Post-Test Score Average: 91.80%
 Average Increase of KSA²: 36.20%



Top 5 Student Disciplines



**MGT 335 Event Security Planning for
Public Safety Professionals**
2022 Performance Report
(January 1, 2022 - December 31, 2022)

Course Statistics

Total Number of Instructor-Led & Virtual Deliveries: 5
 Total Number of Students Trained: 116
 Total Number of States & Territories Impacted¹: 4
 Pre-Test Score Average: 48.60%
 Post-Test Score Average: 96.60%
 Average Increase of KSA²: 98.77%



Top 5 Student Disciplines



¹ Includes all 50 states and 5 territories. Includes states represented by individual students attending training in another state.
² Average of increase as determined by: (Post-Test Average - Pre-Test Average)/Pre-Test-Average



MGT 381 Business Continuity Planning
 2022 Performance Report
 (January 1, 2022 - December 31, 2022)

Course Statistics

Total Number of Instructor-Led & Virtual Deliveries: 7
 Total Number of Students Trained: 133
 Total Number of States & Territories Impacted¹: 5
 Pre-Test Score Average: 80.14%
 Post-Test Score Average: 94.14%
 Average Increase of KSA²: 17.47%



Top 5 Student Disciplines




¹ Includes all 50 states and 5 territories. Includes states represented by individual students attending training in another state.
² Average of increase as determined by: (Post-Test Average - Pre-Test Average)/Pre-Test-Average

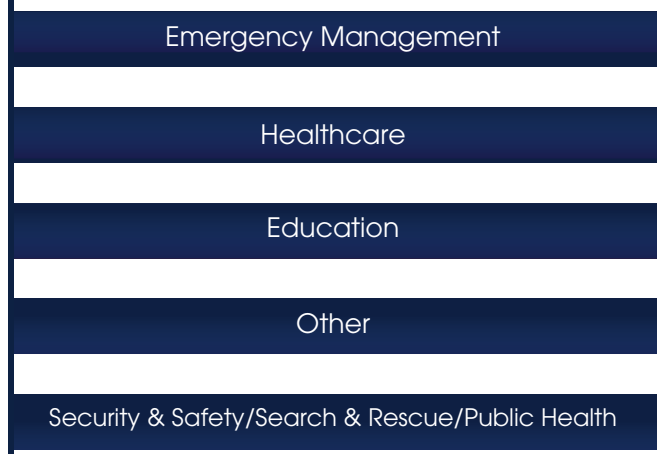
**MGT 383 Emergency Operations
 Plans for Rural Jurisdictions**
 2022 Performance Report
 (January 1, 2022 - December 31, 2022)

Course Statistics

Total Number of Instructor-Led & Virtual Deliveries: 1
 Total Number of Students Trained: 24
 Total Number of States & Territories Impacted¹: 1
 Pre-Test Score Average: 47.00%
 Post-Test Score Average: 95.00%
 Average Increase of KSA²: 102.13%



Top 5 Student Disciplines



MGT 401 Planning and Intervention for Security Threat Groups, Hate, and Terrorist Groups in Rural Jails and Prisons
 2022 Performance Report
 (January 1, 2022 - December 31, 2022)

Course Statistics

Total Number of Instructor-Led & Virtual Deliveries: 4
 Total Number of Students Trained: 67
 Total Number of States & Territories Impacted¹: 4
 Pre-Test Score Average: 65.25%
 Post-Test Score Average: 91.00%
 Average Increase of KSA²: 39.46%



Top 5 Student Disciplines



MGT 403 Underserved Populations Preparedness Planning for Rural Responders and Volunteers
 2022 Performance Report
 (January 1, 2022 - December 31, 2022)

Course Statistics

Total Number of Instructor-Led & Virtual Deliveries: 13
 Total Number of Students Trained: 310
 Total Number of States & Territories Impacted¹: 11
 Pre-Test Score Average: 79.15%
 Post-Test Score Average: 90.15%
 Average Increase of KSA²: 13.90%



Top 5 Student Disciplines



¹ Includes all 50 states and 5 territories. Includes states represented by individual students attending training in another state.
² Average of increase as determined by: (Post-Test Average - Pre-Test Average)/Pre-Test-Average



MGT 405 Mobilizing Faith-Based Community Organizations in Preparing for Disaster
 2022 Performance Report
 (January 1, 2022 - December 31, 2022)

Course Statistics

Total Number of Instructor-Led & Virtual Deliveries: 11
 Total Number of Students Trained: 194
 Total Number of States & Territories Impacted¹: 9
 Pre-Test Score Average: 55.36%
 Post-Test Score Average: 89.18%
 Average Increase of KSA²: 61.09%



Top 5 Student Disciplines



¹ Includes all 50 states and 5 territories. Includes states represented by individual students attending training in another state.
² Average of increase as determined by: (Post-Test Average - Pre-Test Average)/Pre-Test-Average

MGT 406 Community Threat Group Identification, Assessment, & Information Reporting for Rural Law Enforcement Officers
 2022 Performance Report
 (January 1, 2022 - December 31, 2022)

Course Statistics

Total Number of Instructor-Led & Virtual Deliveries: 5
 Total Number of Students Trained: 91
 Total Number of States & Territories Impacted¹: 3
 Pre-Test Score Average: 57.60%
 Post-Test Score Average: 93.20%
 Average Increase of KSA²: 61.81%



Top 5 Student Disciplines



MGT 415 Disaster Recovery in Rural Communities
 2022 Performance Report
 (January 1, 2022 - December 31, 2022)

Course Statistics

Total Number of Instructor-Led & Virtual Deliveries: 4
 Total Number of Students Trained: 56
 Total Number of States & Territories Impacted¹: 3
 Pre-Test Score Average: 73.25%
 Post-Test Score Average: 84.25%
 Average Increase of KSA²: 15.02%



Top 5 Student Disciplines



¹ Includes all 50 states and 5 territories. Includes states represented by individual students attending training in another state.
² Average of increase as determined by: (Post-Test Average - Pre-Test Average)/Pre-Test-Average

MGT 416 Introduction to Continuity of Government Planning for Rural Jurisdictions
 2022 Performance Report
 (January 1, 2022 - December 31, 2022)

Course Statistics

Total Number of Instructor-Led & Virtual Deliveries: 1
 Total Number of Students Trained: 16
 Total Number of States & Territories Impacted¹: 1
 Pre-Test Score Average: 67.00%
 Post-Test Score Average: 98.00%
 Average Increase of KSA²: 46.27



Top 5 Student Disciplines



MGT 417 Crisis Management for School-Based Incidents for Key Decision Makers
 2022 Performance Report
 (January 1, 2022 - December 31, 2022)

Course Statistics

Total Number of Instructor-Led & Virtual Deliveries: 15
 Total Number of Students Trained: 374
 Total Number of States & Territories Impacted¹: 13
 Pre-Test Score Average: 68.13%
 Post-Test Score Average: 88.93%
 Average Increase of KSA²: 30.53%



Top 5 Student Disciplines



¹ Includes all 50 states and 5 territories. Includes states represented by individual students attending training in another state.
² Average of increase as determined by: (Post-Test Average - Pre-Test Average)/Pre-Test-Average

MGT 433 Isolation & Quarantine: A Whole Community Approach
 2022 Performance Report
 (January 1, 2022 - December 31, 2022)

Course Statistics

Total Number of Instructor-Led & Virtual Deliveries: 1
 Total Number of Students Trained: 17
 Total Number of States & Territories Impacted¹: 1
 Pre-Test Score Average: 74.00%
 Post-Test Score Average: 87.00%
 Average Increase of KSA²: 17.57%



Top 5 Student Disciplines



**MGT 448 All Hazrds Planning for
Animal, Agricultural, and Food Related Disasters**
2022 Performance Report
(January 1, 2022 - December 31, 2022)

Course Statistics

Total Number of Instructor-Led & Virtual Deliveries: 9
 Total Number of Students Trained: 202
 Total Number of States & Territories Impacted¹: 8
 Pre-Test Score Average: 72.67%
 Post-Test Score Average: 94.22%
 Average Increase of KSA²: 29.65%



Top 5 Student Disciplines



**MGT 499 Community Based Response to
All-Hazards Threats in Tribal Communities**
2022 Performance Report
(January 1, 2022 - December 31, 2022)

Course Statistics

Total Number of Instructor-Led & Virtual Deliveries: 5
 Total Number of Students Trained: 63
 Total Number of States & Territories Impacted¹: 5
 Pre-Test Score Average: 55.20%
 Post-Test Score Average: 85.40%
 Average Increase of KSA²: 54.71%%



Top 5 Student Disciplines



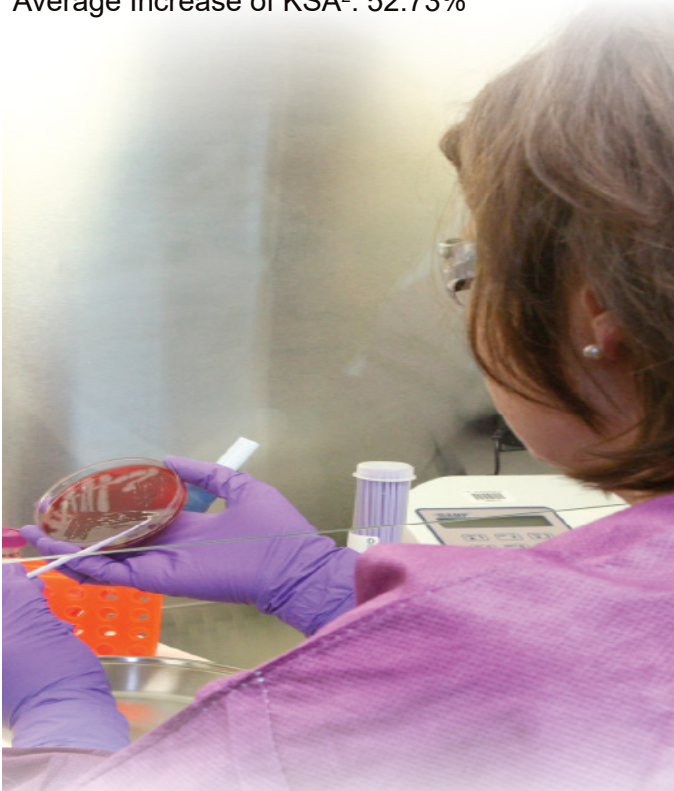
¹ Includes all 50 states and 5 territories. Includes states represented by individual students attending training in another state.
² Average of increase as determined by: (Post-Test Average - Pre-Test Average)/Pre-Test-Average



PER 333 Isolation and Quarantine Response Strategies in the Event of a Biological Disease Outbreak in Tribal Nations
 2022 Performance Report
 (January 1, 2022 - December 31, 2022)

Course Statistics

Total Number of Instructor-Led & Virtual Deliveries: 2
 Total Number of Students Trained: 31
 Total Number of States & Territories Impacted¹: 2
 Pre-Test Score Average: 55.00%
 Post-Test Score Average: 84.00%
 Average Increase of KSA²: 52.73%



Top 5 Student Disciplines



¹ Includes all 50 states and 5 territories. Includes states represented by individual students attending training in another state.
² Average of increase as determined by: $(\text{Post-Test Average} - \text{Pre-Test Average}) / \text{Pre-Test Average}$



The Rural Domestic Preparedness Consortium (RDPC) works in close partnership with the National Domestic Preparedness Consortium (NDPC).

The NDPC consists of seven nationally recognized organizations whose membership addresses the urgent need for counter-terrorism preparedness within our nation's emergency responder community.

The NDPC effectively delivers all-hazards training within the context of chemical, biological, radiological, and explosive weapons of mass destruction (WMD) hazards.



**PREPARE
FOR
THE
WORST.
TRAIN
TO BE
THE
BEST.**



WWW.RURALTRAINING.ORG

helpdesk@ruraltraining.org 877-855-RDPC(7372)

The Center for Rural Development. 2292 S. Hwy. 27. Somerset, KY 42501