

RDPC

RURAL DOMESTIC PREPAREDNESS CONSORTIUM

2016 Performance Report





This project was supported by Cooperative Agreement Number EMW-2015-CA-00190-S01 administered by the U.S. Department of Homeland Security. Points of view or opinions expressed in this document are those of the author and do not represent the official position or policies of U.S. Department of Homeland Security.

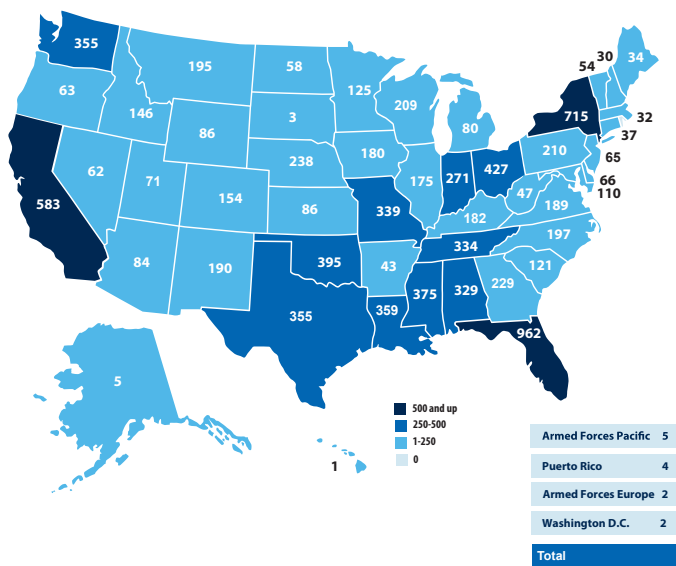
FEMA's National Training and Education Division (NTED) offers a full catalog of courses at no-cost to help build critical skills that responders need to function effectively in mass consequence events. Course subjects range from Weapons of Mass Destruction (WMD) terrorism, cybersecurity, and agro-terrorism to citizen preparedness and public works. NTED courses include multiple delivery methods: instructor led (direct deliveries), train-the-trainers (indirect deliveries), customized (conferences and seminars) and web-based. Instructor led courses are offered in residence (i.e. at a training facility) or through mobile programs, in which courses are brought to state and local jurisdictions that request the training. A full list of NTED courses can be found at www.firstrespondertraining.gov.



Course Statistics

Total Number of Instructor-Led Deliveries: 323
Total Number of Instructor-Led Completions: 7,590
Total Number of Web-Based Completions: 2,079
Total Number of Students Trained: 9,669
Total Number of States & Territories Impacted¹: 53

Training Completions by State/Territory



Top 5 Disciplines

Law Enforcement	2,178
Emergency Management	1,352
Fire Service	1,309
Other	1,205
Public Health	806

Evaluations

Overall, the course content met my needs and expectations.

Strongly Agree	52%
Agree	43%
Neither	3%
Disagree	2%
Strongly Disagree	0%
Non Applicable	0%

Overall, the instructors' performance met my needs and expectations.

Strongly Agree	63%
Agree	33%
Neither	3%
Disagree	1%
Strongly Disagree	0%
Non Applicable	0%

Overall, the course increased my knowledge, skills and abilities.

Strongly Agree	55%
Agree	41%
Neither	3%
Disagree	1%
Strongly Disagree	0%
Non Applicable	0%

I will recommend this course to my peers.

Strongly Agree	57%
Agree	38%
Neither	4%
Disagree	1%
Strongly Disagree	0%
Non Applicable	0%

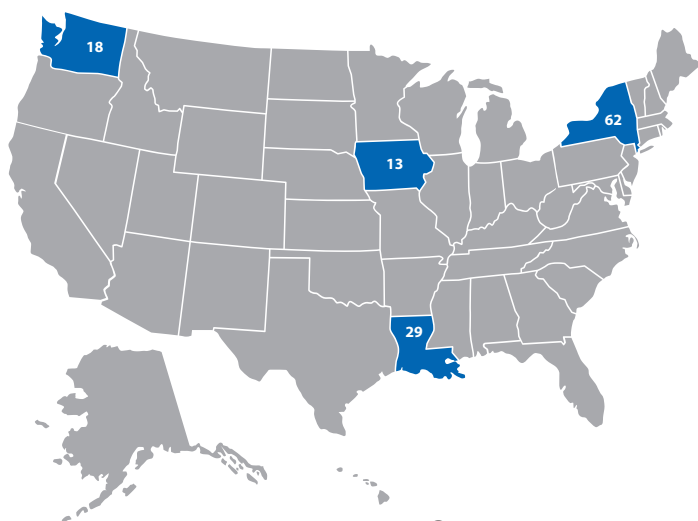
¹ Includes all 50 U.S. states and 6 territories.



Course Statistics

Total Number of Deliveries: 5
Total Number of Students Trained: 122
Total Number of States Impacted¹: 4
Pre-Test Score Average: 76%
Post-Test Score Average: 100%
Average Increase of KSA:² 31%

Training Completions by State/Territory



Deliveries Per State

New York2
Iowa.....1
Louisiana.....1
Washington.....1

Top 5 Disciplines

Law Enforcement 58

Emergency Management 18

Transportation Security 11

Private Sector 8

Other 7

Evaluations

Overall, the course content met my needs and expectations.

Strongly Agree		41%
Agree		53%
Neither		3%
Disagree		2%
Strongly Disagree		1%
Non Applicable		0%

Overall, the instructors' performance met my needs and expectations.

Strongly Agree		54%
Agree		42%
Neither		2%
Disagree		1%
Strongly Disagree		1%
Non Applicable		0%

Overall, the course increased my knowledge, skills and abilities.

Strongly Agree		46%
Agree		51%
Neither		1%
Disagree		1%
Strongly Disagree		1%
Non Applicable		0%

I will recommend this course to my peers.

Strongly Agree		42%
Agree		51%
Neither		6%
Disagree		1%
Strongly Disagree		1%
Non Applicable		0%

¹ Includes all 50 U.S. states and 6 territories.

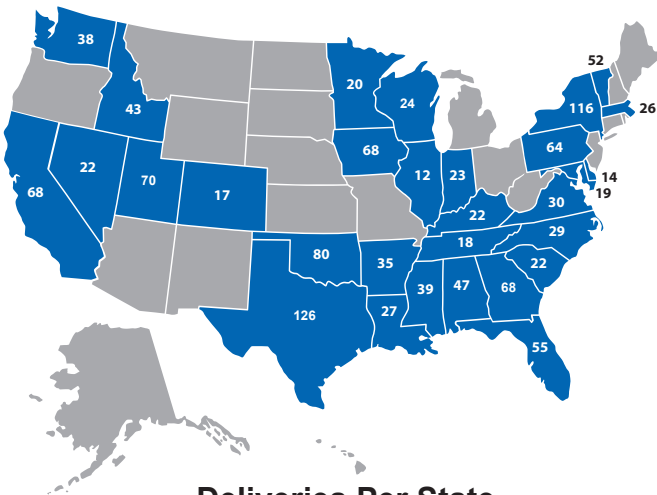
² Average of increase as determined by: (Post-Test Average - Pre-Test Average)/Pre-Test Average



Course Statistics

Total Number of Deliveries: 57
Total Number of Students Trained: 1,294
Total Number of States Impacted¹: 30
Pre-Test Score Average: 64%
Post-Test Score Average: 96%
Average Increase of KSA:² 50%

Training Completions by State/Territory



Deliveries Per State

Texas.....	6	Delaware.....	1
New York.....	5	Idaho.....	1
Oklahoma.....	4	Illinois.....	1
California.....	3	Indiana.....	1
Florida.....	3	Kentucky.....	1
Iowa.....	3	Louisiana.....	1
Pennsylvania.....	3	Maryland.....	1
Utah.....	3	Massachusetts.....	1
Alabama.....	2	Minnesota.....	1
Georgia.....	2	Mississippi.....	1
North Carolina.....	2	Nevada.....	1
Vermont.....	2	South Carolina.....	1
Washington.....	2	Tennessee.....	1
Arkansas.....	1	Virginia.....	1
Colorado.....	1	Wisconsin.....	1

Top 5 Disciplines

Fire Service 700

Law Enforcement 177

Emergency Management 126

Other 62

Hazardous Materials 50

Evaluations

Overall, the course content met my needs and expectations.

Strongly Agree	60%
Agree	38%
Neither	2%
Disagree	1%
Strongly Disagree	0%
Non Applicable	0%

Overall, the instructors' performance met my needs and expectations.

Strongly Agree	69%
Agree	28%
Neither	2%
Disagree	0%
Strongly Disagree	0%
Non Applicable	1%

Overall, the course increased my knowledge, skills and abilities.

Strongly Agree	63%
Agree	35%
Neither	2%
Disagree	0%
Strongly Disagree	0%
Non Applicable	0%

I will recommend this course to my peers.

Strongly Agree	64%
Agree	32%
Neither	3%
Disagree	0%
Strongly Disagree	0%
Non Applicable	0%

¹ Includes all 50 U.S. states and 6 territories.

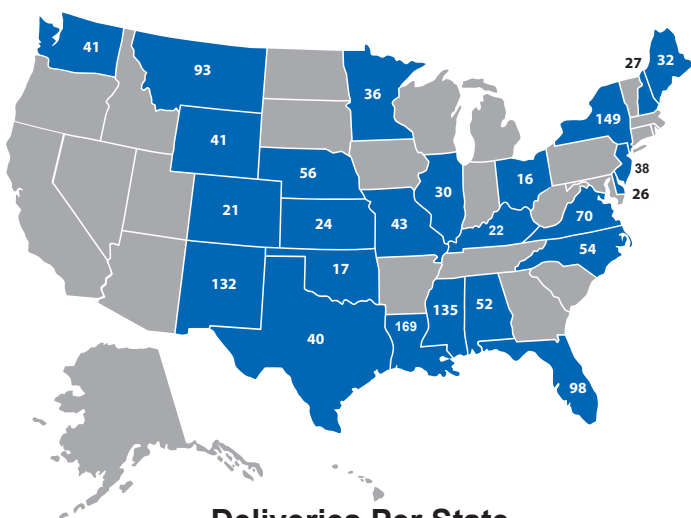
² Average of increase as determined by: (Post-Test Average - Pre-Test Average)/Pre-Test Average



Course Statistics

Total Number of Deliveries: 48
Total Number of Students Trained: 1,462
Total Number of States Impacted¹: 25
Pre-Test Score Average: 72%
Post-Test Score Average: 94%
Average Increase of KSA:² 30%

Training Completions by State/Territory



Deliveries Per State

Louisiana.....	5	Delaware.....	2
New York.....	5	Illinois.....	1
Mississippi.....	4	Kansas.....	1
New Mexico.....	4	Kentucky.....	1
Florida.....	3	Maine.....	1
Alabama.....	2	Missouri.....	1
Minnesota.....	2	New Hampshire.....	1
Montana.....	2	New Jersey.....	1
Nebraska.....	2	Ohio.....	1
North Carolina.....	2	Oklahoma.....	1
Texas.....	2	Washington.....	1
Virginia.....	2	Wyoming.....	1
Colorado.....	1		

Top 5 Disciplines

Other 503

Law Enforcement 494

Emergency Management 168

Fire Service 110

EM Medical Services 45

Evaluations

Overall, the course content met my needs and expectations.

Strongly Agree	61%
Agree	35%
Neither	3%
Disagree	1%
Strongly Disagree	0%
Non Applicable	0%

Overall, the instructors' performance met my needs and expectations.

Strongly Agree	71%
Agree	28%
Neither	2%
Disagree	0%
Strongly Disagree	0%
Non Applicable	0%

Overall, the course increased my knowledge, skills and abilities.

Strongly Agree	64%
Agree	32%
Neither	3%
Disagree	1%
Strongly Disagree	0%
Non Applicable	0%

I will recommend this course to my peers.

Strongly Agree	67%
Agree	29%
Neither	3%
Disagree	1%
Strongly Disagree	0%
Non Applicable	0%

¹ Includes all 50 U.S. states and 6 territories.

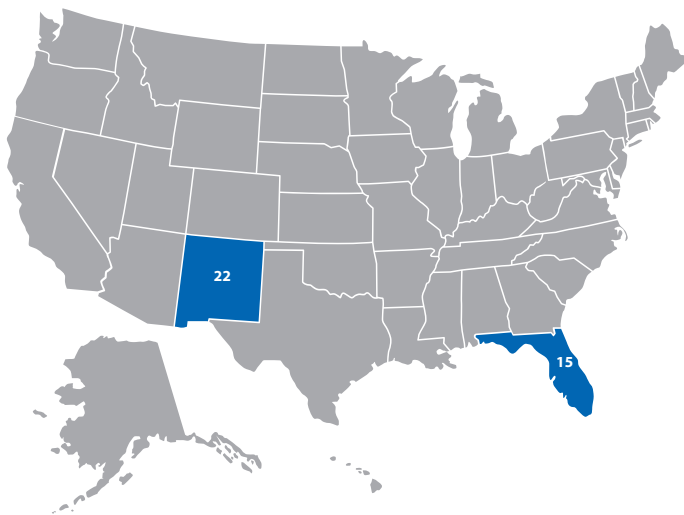
² Average of increase as determined by: (Post-Test Average - Pre-Test Average)/Pre-Test Average



Course Statistics

Total Number of Deliveries: 2
Total Number of Students Trained: 37
Total Number of States Impacted¹: 2
Pre-Test Score Average: 87%
Post-Test Score Average: 94%
Average Increase of KSA:² 10%

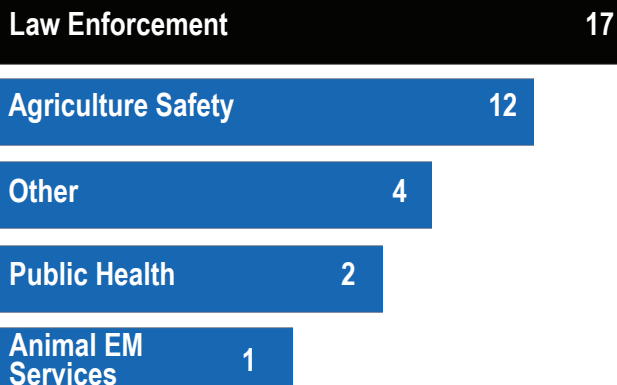
Training Completions by State/Territory



Deliveries Per State

Florida.....1 New Mexico.....1

Top 5 Disciplines

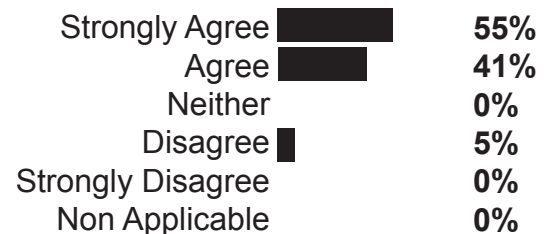


Evaluations

Overall, the course content met my needs and expectations.



Overall, the instructors' performance met my needs and expectations.



Overall, the course increased my knowledge, skills and abilities.



I will recommend this course to my peers.



¹ Includes all 50 U.S. states and 6 territories.

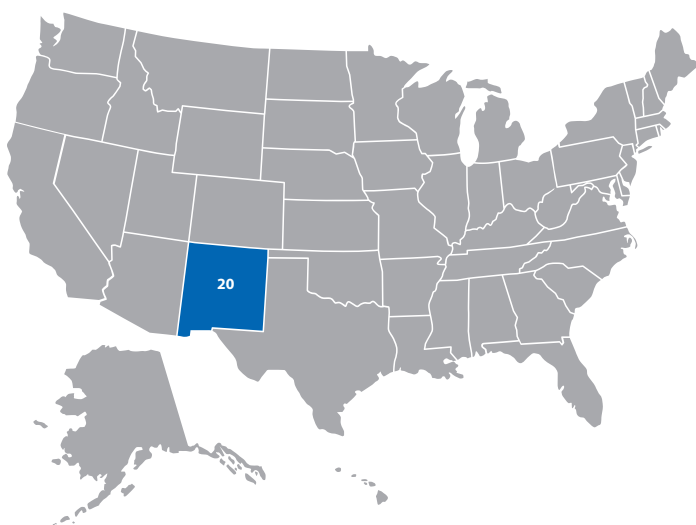
² Average of increase as determined by: (Post-Test Average - Pre-Test Average)/Pre-Test Average



Course Statistics

Total Number of Deliveries: 1
Total Number of Students Trained: 20
Total Number of States Impacted¹: 1
Pre-Test Score Average: 79%
Post-Test Score Average: 99%
Average Increase of KSA:² 24%

Training Completions by State/Territory



Deliveries Per State

New Mexico 1

Top 5 Disciplines

Agriculture Safety 9

Other 4

Law Enforcement 3

Animal EM Services 1

Emergency Management 1

Evaluations

Overall, the course content met my needs and expectations.

Strongly Agree	<div></div>	30%
Agree	<div></div>	70%
Neither		0%
Disagree		0%
Strongly Disagree		0%
Non Applicable		0%

Overall, the instructors' performance met my needs and expectations.

Strongly Agree	<div></div>	35%
Agree	<div></div>	60%
Neither		0%
Disagree	<div></div>	5%
Strongly Disagree		0%
Non Applicable		0%

Overall, the course increased my knowledge, skills and abilities.

Strongly Agree	<div></div>	40%
Agree	<div></div>	60%
Neither		0%
Disagree		0%
Strongly Disagree		0%
Non Applicable		0%

I will recommend this course to my peers.

Strongly Agree	<div></div>	45%
Agree	<div></div>	50%
Neither	<div></div>	5%
Disagree		0%
Strongly Disagree		0%
Non Applicable		0%

¹ Includes all 50 U.S. states and 6 territories.

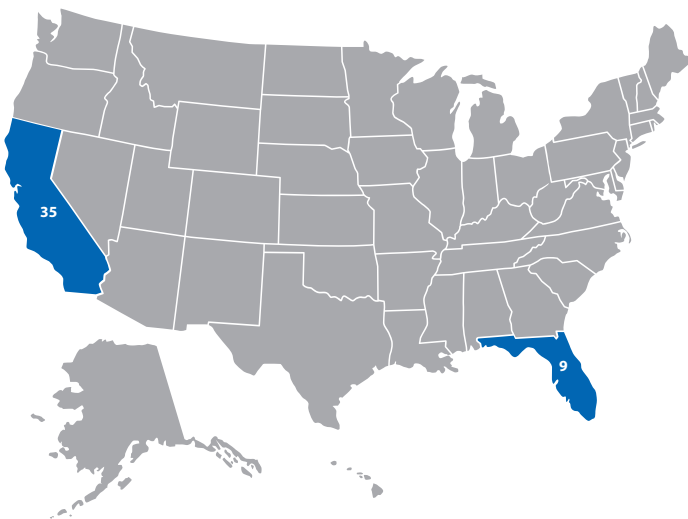
² Average of increase as determined by: (Post-Test Average - Pre-Test Average)/Pre-Test Average



Course Statistics

Total Number of Deliveries: 2
Total Number of Students Trained: 44
Total Number of States Impacted¹: 2
Pre-Test Score Average: 85%
Post-Test Score Average: 94%
Average Increase of KSA:² 14%

Training Completions by State/Territory



Deliveries Per State

California 1 Florida 1

Top 5 Disciplines

Emergency Management	12
Law Enforcement	11
Agriculture Safety	5
Government Administrative	4
Private Sector	4

Evaluations

Overall, the course content met my needs and expectations.

Strongly Agree	43%
Agree	49%
Neither	6%
Disagree	3%
Strongly Disagree	0%
Non Applicable	0%

Overall, the instructors' performance met my needs and expectations.

Strongly Agree	52%
Agree	38%
Neither	11%
Disagree	0%
Strongly Disagree	0%
Non Applicable	0%

Overall, the course increased my knowledge, skills and abilities.

Strongly Agree	44%
Agree	38%
Neither	17%
Disagree	2%
Strongly Disagree	0%
Non Applicable	0%

I will recommend this course to my peers.

Strongly Agree	46%
Agree	44%
Neither	9%
Disagree	2%
Strongly Disagree	0%
Non Applicable	0%

¹ Includes all 50 U.S. states and 6 territories.

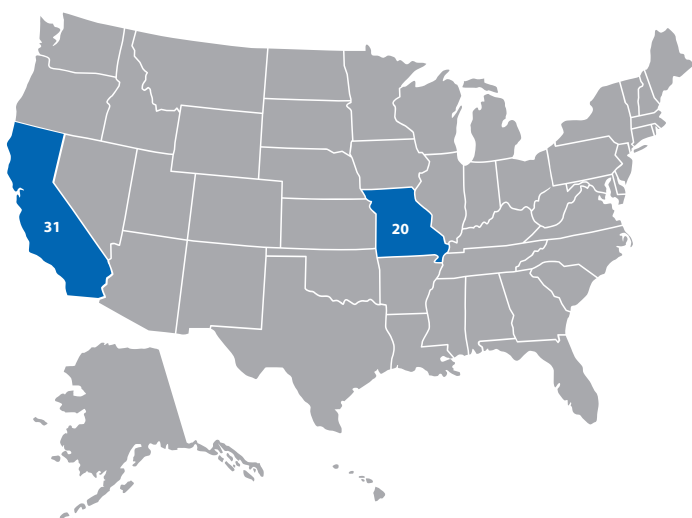
² Average of increase as determined by: (Post-Test Average - Pre-Test Average)/Pre-Test Average



Course Statistics

Total Number of Deliveries: 2
Total Number of Students Trained: 51
Total Number of States Impacted¹: 2
Pre-Test Score Average: 79%
Post-Test Score Average: 92%
Average Increase of KSA:² 23%

Training Completions by State/Territory



Deliveries Per State

California 1 Missouri 1

Top 5 Disciplines

Emergency Management 18

Law Enforcement 7

Agriculture Safety 6

Fire Service 4

Other 3

Evaluations

Overall, the course content met my needs and expectations.

Strongly Agree	<div></div>	29%
Agree	<div></div>	60%
Neither	<div></div>	2%
Disagree	<div></div>	9%
Strongly Disagree	<div></div>	0%
Non Applicable	<div></div>	0%

Overall, the instructors' performance met my needs and expectations.

Strongly Agree	<div></div>	40%
Agree	<div></div>	55%
Neither	<div></div>	2%
Disagree	<div></div>	4%
Strongly Disagree	<div></div>	0%
Non Applicable	<div></div>	0%

Overall, the course increased my knowledge, skills and abilities.

Strongly Agree	<div></div>	32%
Agree	<div></div>	61%
Neither	<div></div>	2%
Disagree	<div></div>	5%
Strongly Disagree	<div></div>	0%
Non Applicable	<div></div>	0%

I will recommend this course to my peers.

Strongly Agree	<div></div>	30%
Agree	<div></div>	59%
Neither	<div></div>	4%
Disagree	<div></div>	4%
Strongly Disagree	<div></div>	2%
Non Applicable	<div></div>	2%

¹ Includes all 50 U.S. states and 6 territories.

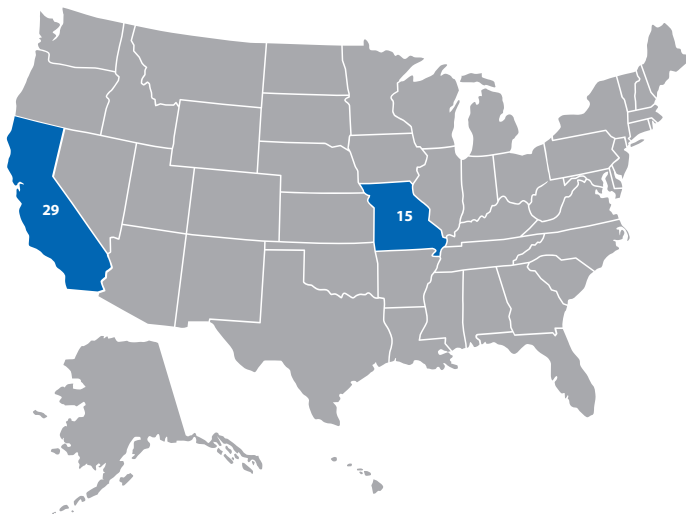
² Average of increase as determined by: (Post-Test Average - Pre-Test Average)/Pre-Test Average



Course Statistics

Total Number of Deliveries: 2
Total Number of Students Trained: 44
Total Number of States Impacted¹: 2
Pre-Test Score Average: 80%
Post-Test Score Average: 94%
Average Increase of KSA:² 18%

Training Completions by State/Territory



California 1 Missouri 1

Top 5 Disciplines

Emergency Management 16

Other 6

Law Enforcement 5

Agriculture Safety 4

Government Administrative 4

Evaluations

Overall, the course content met my needs and expectations.

Strongly Agree	31%
Agree	60%
Neither	5%
Disagree	5%
Strongly Disagree	0%
Non Applicable	0%

Overall, the instructors' performance met my needs and expectations.

Strongly Agree	43%
Agree	53%
Neither	5%
Disagree	0%
Strongly Disagree	0%
Non Applicable	0%

Overall, the course increased my knowledge, skills and abilities.

Strongly Agree	29%
Agree	61%
Neither	11%
Disagree	0%
Strongly Disagree	0%
Non Applicable	0%

I will recommend this course to my peers.

Strongly Agree	32%
Agree	56%
Neither	7%
Disagree	4%
Strongly Disagree	2%
Non Applicable	0%

¹ Includes all 50 U.S. states and 6 territories.

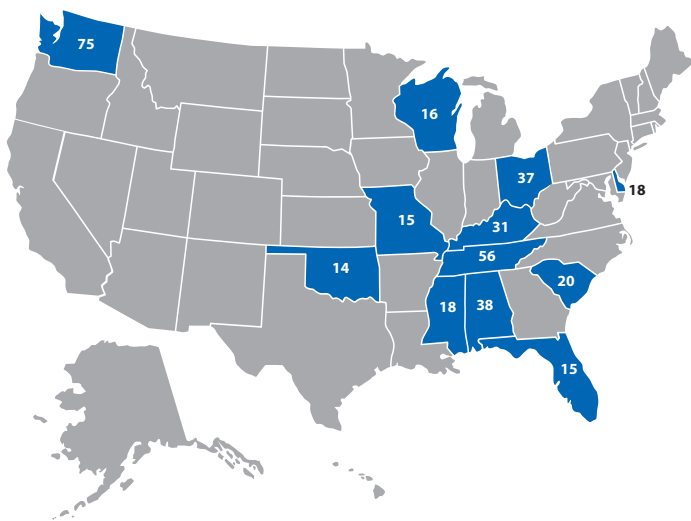
² Average of increase as determined by: (Post-Test Average - Pre-Test Average)/Pre-Test Average



Course Statistics

Total Number of Deliveries: 17
Total Number of Students Trained: 353
Total Number of States Impacted¹: 12
Pre-Test Score Average: 73%
Post-Test Score Average: 93%
Average Increase of KSA:² 27%

Training Completions by State/Territory



Deliveries Per State

New York2
Iowa.....1
Louisiana.....1
Washington.....1

Top 5 Disciplines

Law Enforcement 94

Emergency Management 55

Fire Service 52

Other 41

**Government
Administrative 35**

Evaluations

Overall, the course content met my needs and expectations.

Strongly Agree	<div></div>	64%
Agree	<div></div>	33%
Neither	<div></div>	1%
Disagree	<div></div>	1%
Strongly Disagree	<div></div>	0%
Non Applicable	<div></div>	0%

Overall, the instructors' performance met my needs and expectations.

Strongly Agree	<div></div>	79%
Agree	<div></div>	19%
Neither	<div></div>	1%
Disagree	<div></div>	0%
Strongly Disagree	<div></div>	0%
Non Applicable	<div></div>	0%

Overall, the course increased my knowledge, skills and abilities.

Strongly Agree	<div></div>	71%
Agree	<div></div>	26%
Neither	<div></div>	2%
Disagree	<div></div>	1%
Strongly Disagree	<div></div>	0%
Non Applicable	<div></div>	0%

I will recommend this course to my peers.

Strongly Agree	<div></div>	71%
Agree	<div></div>	27%
Neither	<div></div>	1%
Disagree	<div></div>	1%
Strongly Disagree	<div></div>	0%
Non Applicable	<div></div>	0%

¹ Includes all 50 U.S. states and 6 territories.

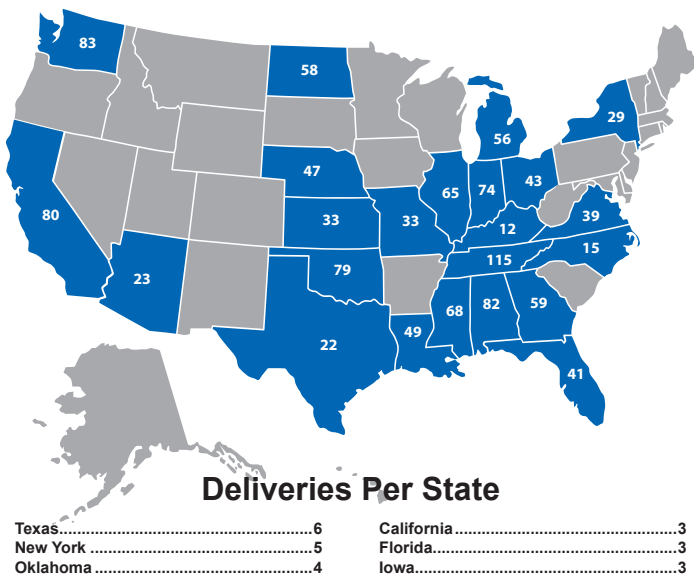
² Average of increase as determined by: (Post-Test Average - Pre-Test Average)/Pre-Test Average



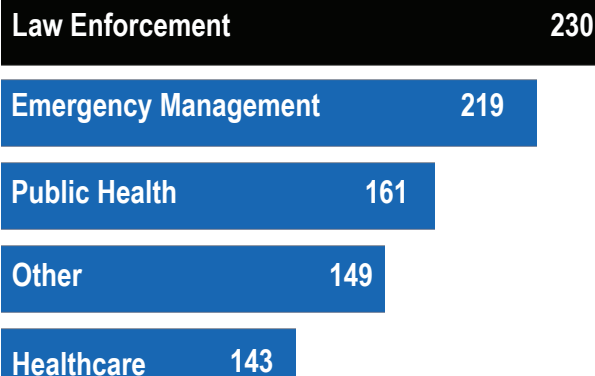
Course Statistics

Total Number of Deliveries: 45
Total Number of Students Trained: 1,205
Total Number of States Impacted¹: 23
Pre-Test Score Average: 82%
Post-Test Score Average: 98%
Average Increase of KSA:² 21%

Training Completions by State/Territory




Top 5 Disciplines



Evaluations

Overall, the course content met my needs and expectations.



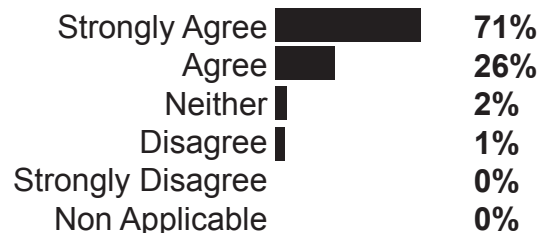
Overall, the instructors' performance met my needs and expectations.



Overall, the course increased my knowledge, skills and abilities.



I will recommend this course to my peers.



¹ Includes all 50 U.S. states and 6 territories.

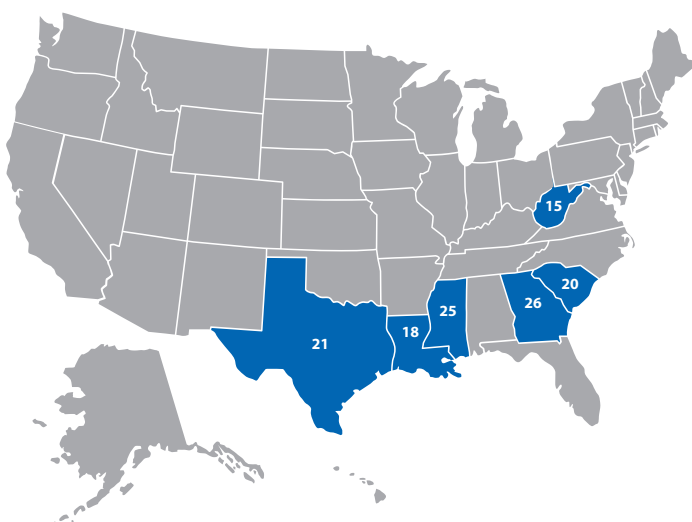
² Average of increase as determined by: (Post-Test Average - Pre-Test Average)/Pre-Test Average



Course Statistics

Total Number of Deliveries: 6
Total Number of Students Trained: 125
Total Number of States Impacted¹: 6
Pre-Test Score Average: 90%
Post-Test Score Average: 96%
Average Increase of KSA:² 7%

Training Completions by State/Territory



Deliveries Per State

New York	2	Louisiana	1
Iowa	1	Washington	1

Top 5 Disciplines

Fire Service 43

Emergency Management 23

Private Sector 20

Law Enforcement 14

Other 12

Evaluations

Overall, the course content met my needs and expectations.

Strongly Agree	64%
Agree	34%
Neither	1%
Disagree	0%
Strongly Disagree	0%
Non Applicable	0%

Overall, the instructors' performance met my needs and expectations.

Strongly Agree	73%
Agree	26%
Neither	1%
Disagree	0%
Strongly Disagree	0%
Non Applicable	0%

Overall, the course increased my knowledge, skills and abilities.

Strongly Agree	65%
Agree	33%
Neither	2%
Disagree	0%
Strongly Disagree	0%
Non Applicable	0%

I will recommend this course to my peers.

Strongly Agree	71%
Agree	26%
Neither	3%
Disagree	0%
Strongly Disagree	0%
Non Applicable	0%

¹ Includes all 50 U.S. states and 6 territories.

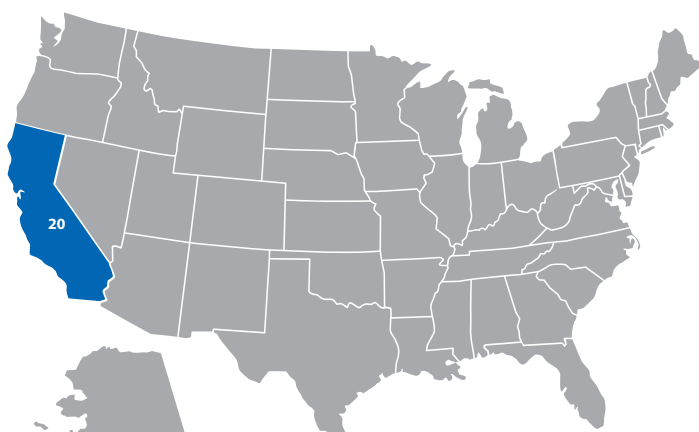
² Average of increase as determined by: (Post-Test Average - Pre-Test Average)/Pre-Test Average



Course Statistics

Total Number of Deliveries: 1
Total Number of Students Trained: 20
Total Number of States Impacted¹: 1
Pre-Test Score Average: 78%
Post-Test Score Average: 85%
Average Increase of KSA:² 8%

Training Completions by State/Territory



Deliveries Per State

Texas.....	6	California.....	3
New York.....	5	Florida.....	3
Oklahoma.....	4	Iowa.....	3

Top 5 Disciplines

Animal Emergency Services 8

Citizen/Community Volunteer 3

Other 3

Emergency Management 2

Agriculture Safety 1

Evaluations

Overall, the course content met my needs and expectations.

Strongly Agree		38%
Agree		42%
Neither		13%
Disagree		8%
Strongly Disagree		0%
Non Applicable		0%

Overall, the instructors' performance met my needs and expectations.

Strongly Agree		58%
Agree		29%
Neither		13%
Disagree		0%
Strongly Disagree		0%
Non Applicable		0%

Overall, the course increased my knowledge, skills and abilities.

Strongly Agree		42%
Agree		58%
Neither		0%
Disagree		0%
Strongly Disagree		0%
Non Applicable		0%

I will recommend this course to my peers.

Strongly Agree		33%
Agree		54%
Neither		13%
Disagree		0%
Strongly Disagree		0%
Non Applicable		0%

¹ Includes all 50 U.S. states and 6 territories.

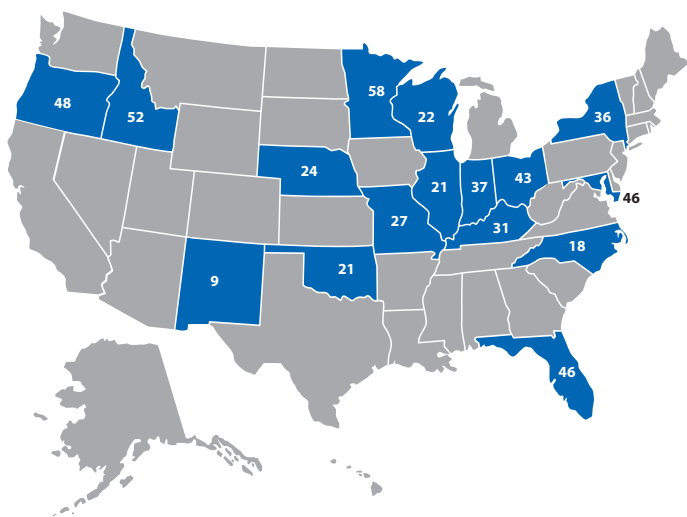
² Average of increase as determined by: (Post-Test Average - Pre-Test Average)/Pre-Test Average



Course Statistics

Total Number of Deliveries: 22
Total Number of Students Trained: 539
Total Number of States Impacted¹: 16
Pre-Test Score Average: 52%
Post-Test Score Average: 95%
Average Increase of KSA:² 87%

Training Completions by State/Territory



Deliveries Per State

New York2
Iowa.....1
Louisiana.....1
Washington.....1

Top 5 Disciplines

Law Enforcement 236

Emergency Management 97

Other 62

Fire Service 44

Private Sector 33

Evaluations

Overall, the course content met my needs and expectations.

Strongly Agree		60%
Agree		38%
Neither		2%
Disagree		1%
Strongly Disagree		0%
Non Applicable		0%

Overall, the instructors' performance met my needs and expectations.

Strongly Agree		74%
Agree		24%
Neither		2%
Disagree		0%
Strongly Disagree		0%
Non Applicable		0%

Overall, the course increased my knowledge, skills and abilities.

Strongly Agree		67%
Agree		32%
Neither		1%
Disagree		0%
Strongly Disagree		0%
Non Applicable		0%

I will recommend this course to my peers.

Strongly Agree		68%
Agree		30%
Neither		2%
Disagree		0%
Strongly Disagree		0%
Non Applicable		0%

¹ Includes all 50 U.S. states and 6 territories.

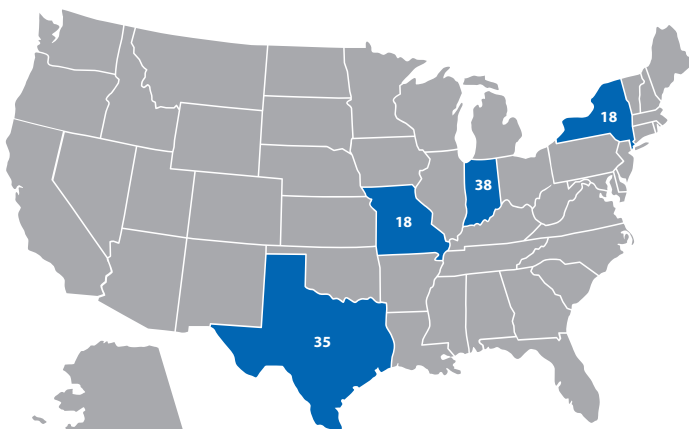
² Average of increase as determined by: (Post-Test Average - Pre-Test Average)/Pre-Test Average



Course Statistics

Total Number of Deliveries: 5
Total Number of Students Trained: 109
Total Number of States Impacted¹: 4
Pre-Test Score Average: 63%
Post-Test Score Average: 94%
Average Increase of KSA:² 49%

Training Completions by State/Territory



Deliveries Per State

Texas.....	6	California.....	3
New York.....	5	Florida.....	3
Oklahoma.....	4	Iowa.....	3

Top 5 Disciplines

Emergency Management	41
Fire Service	23
Other	11
Law Enforcement	8
Healthcare	6

Evaluations

Overall, the course content met my needs and expectations.

Strongly Agree		47%
Agree		46%
Neither		4%
Disagree		2%
Strongly Disagree		0%
Non Applicable		0%

Overall, the instructors' performance met my needs and expectations.

Strongly Agree		64%
Agree		32%
Neither		2%
Disagree		1%
Strongly Disagree		0%
Non Applicable		0%

Overall, the course increased my knowledge, skills and abilities.

Strongly Agree		47%
Agree		46%
Neither		6%
Disagree		1%
Strongly Disagree		0%
Non Applicable		0%

I will recommend this course to my peers.

Strongly Agree		51%
Agree		39%
Neither		7%
Disagree		2%
Strongly Disagree		0%
Non Applicable		0%

¹ Includes all 50 U.S. states and 6 territories.

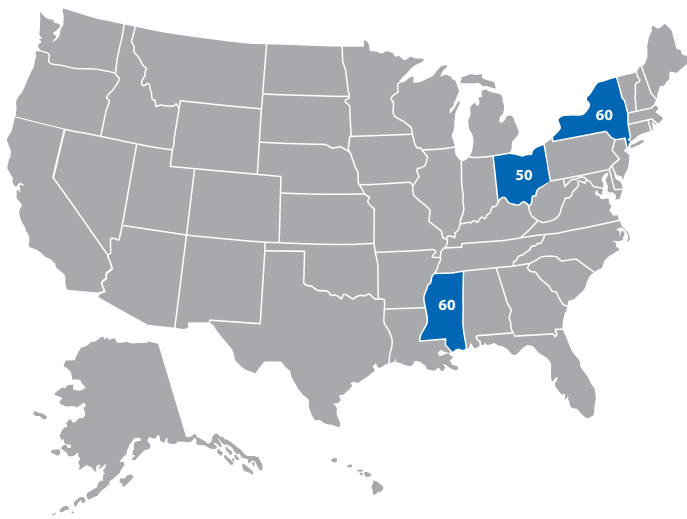
² Average of increase as determined by: (Post-Test Average - Pre-Test Average)/Pre-Test Average



Course Statistics

Total Number of Deliveries: 6
Total Number of Students Trained: 170
Total Number of States Impacted¹: 3
Pre-Test Score Average: 69%
Post-Test Score Average: 89%
Average Increase of KSA:² 30%

Training Completions by State/Territory



Deliveries Per State

New York	2	Louisiana	1
Iowa	1	Washington	1

Top 5 Disciplines

Law Enforcement 155

Emergency Management 4

Private Sector 4

Hazardous Materials 3

EM Medical Services 1

Evaluations

Overall, the course content met my needs and expectations.

Strongly Agree	65%
Agree	31%
Neither	4%
Disagree	0%
Strongly Disagree	0%
Non Applicable	0%

Overall, the instructors' performance met my needs and expectations.

Strongly Agree	77%
Agree	22%
Neither	2%
Disagree	0%
Strongly Disagree	0%
Non Applicable	0%

Overall, the course increased my knowledge, skills and abilities.

Strongly Agree	68%
Agree	30%
Neither	2%
Disagree	1%
Strongly Disagree	0%
Non Applicable	0%

I will recommend this course to my peers.

Strongly Agree	74%
Agree	22%
Neither	3%
Disagree	1%
Strongly Disagree	0%
Non Applicable	0%

¹ Includes all 50 U.S. states and 6 territories.

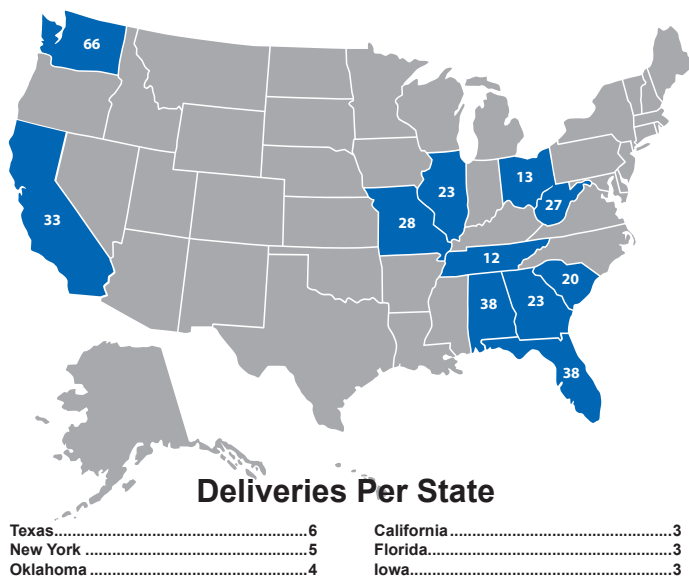
² Average of increase as determined by: (Post-Test Average - Pre-Test Average)/Pre-Test Average



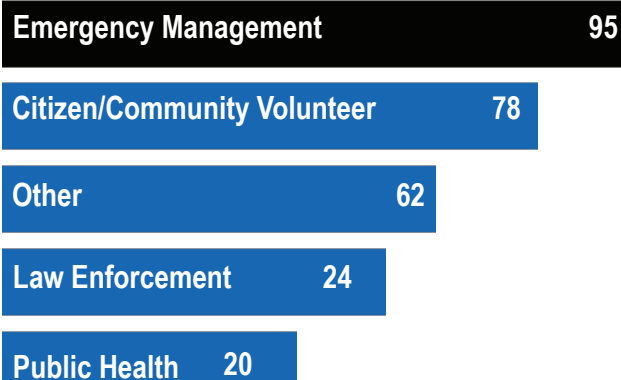
Course Statistics

Total Number of Deliveries: 13
Total Number of Students Trained: 321
Total Number of States Impacted¹: 11
Pre-Test Score Average: 67%
Post-Test Score Average: 92%
Average Increase of KSA:² 49%

Training Completions by State/Territory




Top 5 Disciplines




Evaluations


Overall, the course content met my needs and expectations.



Overall, the instructors' performance met my needs and expectations.



Overall, the course increased my knowledge, skills and abilities.



I will recommend this course to my peers.



¹ Includes all 50 U.S. states and 6 territories.

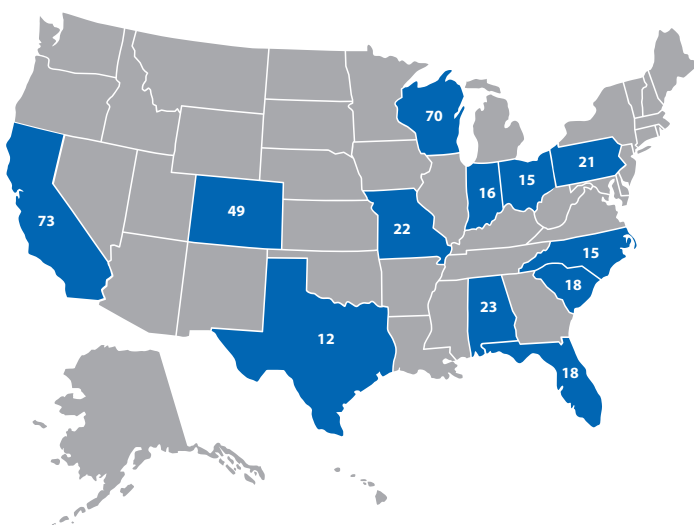
² Average of increase as determined by: (Post-Test Average - Pre-Test Average)/Pre-Test Average



Course Statistics

Total Number of Deliveries: 16
Total Number of Students Trained: 352
Total Number of States Impacted¹: 12
Pre-Test Score Average: 68%
Post-Test Score Average: 94%
Average Increase of KSA:² 38%

Training Completions by State/Territory



Deliveries Per State

New York2	Louisiana.....1
Iowa.....1	Washington.....1

Top 5 Disciplines

Emergency Management 95

Law Enforcement 59

Government Administrative 58

Other 33

Public Health 27

Evaluations

Overall, the course content met my needs and expectations.

Strongly Agree		54%
Agree		43%
Neither		2%
Disagree		0%
Strongly Disagree		0%
Non Applicable		0%

Overall, the instructors' performance met my needs and expectations.

Strongly Agree		67%
Agree		31%
Neither		2%
Disagree		0%
Strongly Disagree		0%
Non Applicable		0%

Overall, the course increased my knowledge, skills and abilities.

Strongly Agree		59%
Agree		39%
Neither		1%
Disagree		0%
Strongly Disagree		0%
Non Applicable		0%

I will recommend this course to my peers.

Strongly Agree		58%
Agree		38%
Neither		3%
Disagree		1%
Strongly Disagree		0%
Non Applicable		1%

¹ Includes all 50 U.S. states and 6 territories.

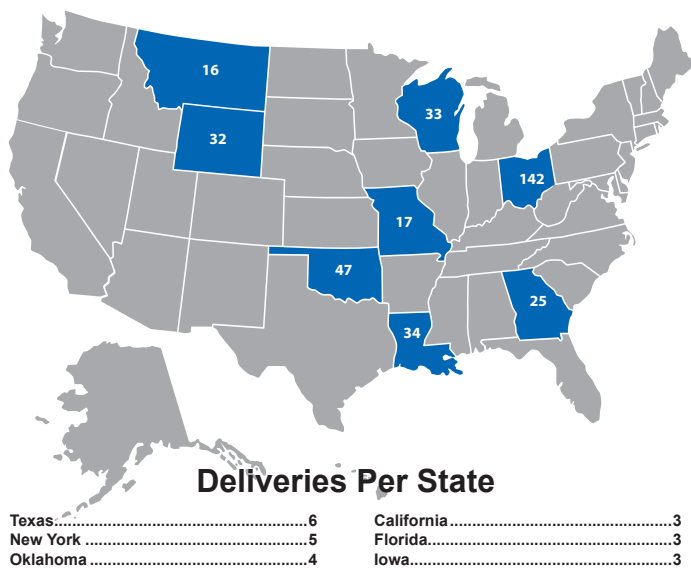
² Average of increase as determined by: (Post-Test Average - Pre-Test Average)/Pre-Test Average



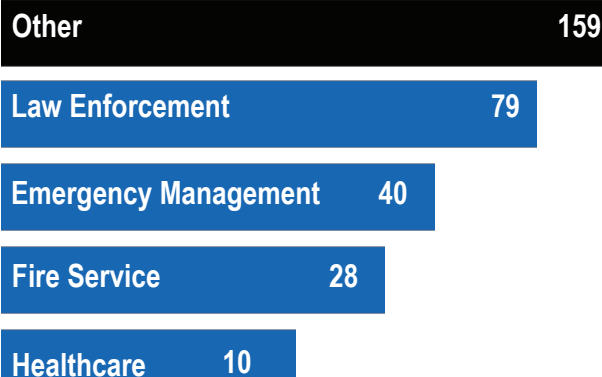
Course Statistics

Total Number of Deliveries: 16
Total Number of Students Trained: 346
Total Number of States Impacted¹: 8
Pre-Test Score Average: 66%
Post-Test Score Average: 90%
Average Increase of KSA:² 37%

Training Completions by State/Territory




Top 5 Disciplines




Evaluations

Overall, the course content met my needs and expectations.



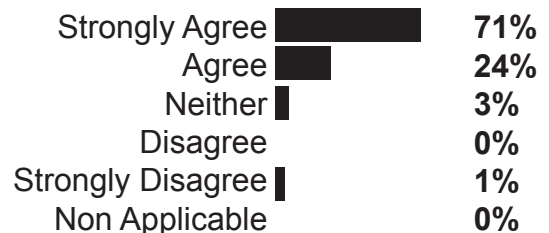
Overall, the instructors' performance met my needs and expectations.



Overall, the course increased my knowledge, skills and abilities.



I will recommend this course to my peers.



¹ Includes all 50 U.S. states and 6 territories.

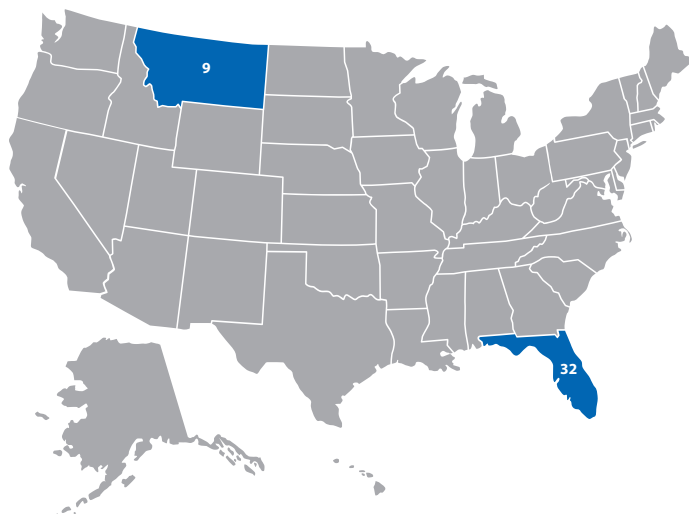
² Average of increase as determined by: (Post-Test Average - Pre-Test Average)/Pre-Test Average



Course Statistics

Total Number of Deliveries: 3
Total Number of Students Trained: 41
Total Number of States Impacted¹: 2
Pre-Test Score Average: 65%
Post-Test Score Average: 94%
Average Increase of KSA:² 44%

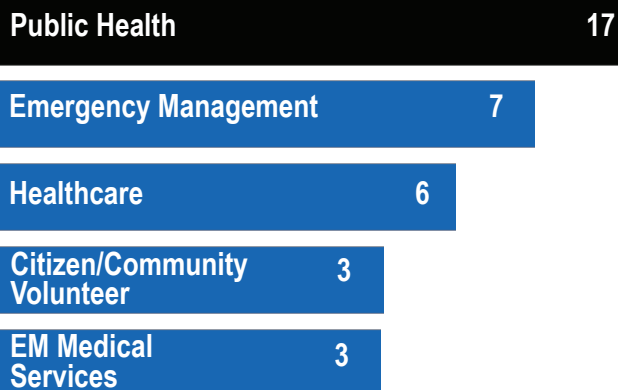
Training Completions by State/Territory



Deliveries Per State


New York	2	Louisiana	1
Iowa	1	Washington	1

Top 5 Disciplines




Evaluations

Overall, the course content met my needs and expectations.




Overall, the instructors' performance met my needs and expectations.



Overall, the course increased my knowledge, skills and abilities.



I will recommend this course to my peers.



¹ Includes all 50 U.S. states and 6 territories.

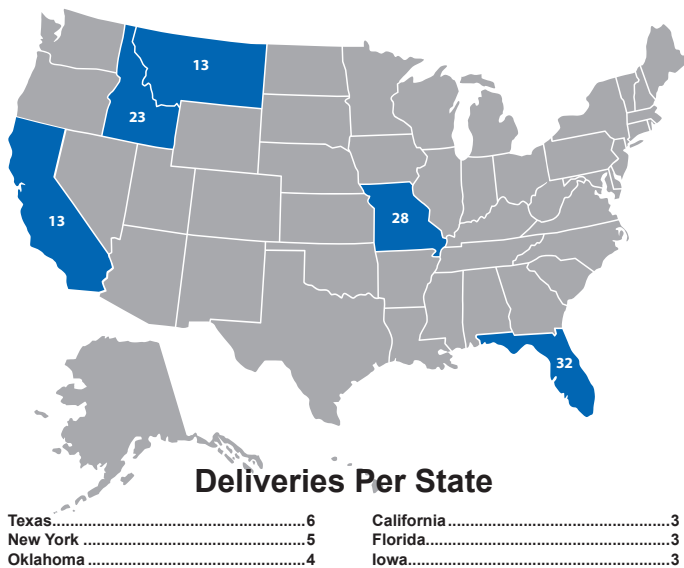
² Average of increase as determined by: (Post-Test Average - Pre-Test Average)/Pre-Test Average



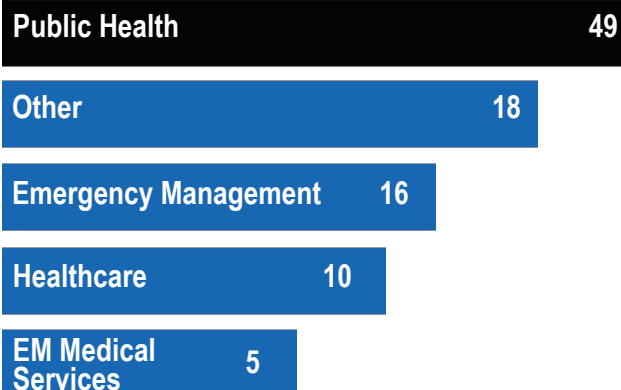
Course Statistics

Total Number of Deliveries: 6
Total Number of Students Trained: 109
Total Number of States Impacted¹: 5
Pre-Test Score Average: 62%
Post-Test Score Average: 83%
Average Increase of KSA:² 47%

Training Completions by State/Territory




Top 5 Disciplines




Evaluations


Overall, the course content met my needs and expectations.




Overall, the instructors' performance met my needs and expectations.



Overall, the course increased my knowledge, skills and abilities.



I will recommend this course to my peers.



¹ Includes all 50 U.S. states and 6 territories.

² Average of increase as determined by: (Post-Test Average - Pre-Test Average)/Pre-Test Average



2016 Performance Report (January 1, 2016 - December 31, 2016)

Total Number of Deliveries: 23
Total Number of Students Trained: 443
Total Number of States Impacted¹: 13
Pre-Test Score Average: 62%
Post-Test Score Average: 92%
Average Increase of KSA:² 46%

A map of the United States where states are colored blue or gray. Blue states have a number indicating the count of states that have passed legislation to protect the rights of transgender people. The numbers are: 48 (California), 25 (Nevada), 18 (Montana), 19 (New Mexico), 20 (Texas), 35 (Oklahoma), 47 (Nebraska), 31 (Iowa), 30 (Missouri), 13 (Alabama), 50 (Florida), 12 (North Carolina), 95 (New York), and 20 (Alaska). Gray states include Washington, Oregon, Idaho, Wyoming, North Dakota, South Dakota, Minnesota, Wisconsin, Illinois, Indiana, Michigan, Ohio, Pennsylvania, Maryland, Delaware, Virginia, West Virginia, Kentucky, Tennessee, Mississippi, Louisiana, Arkansas, Georgia, South Carolina, North Carolina, and Alaska.

New York	2	Louisiana.....	1
Iowa.....	1	Washington.....	1

Public Health	226
Healthcare	70
Emergency Management	62
Other	30
EM Medical Services	15

Overall, the course content met my needs and expectations.

Strongly Agree	42%
Agree	53%
Neither	4%
Disagree	1%
Strongly Disagree	0%
Non Applicable	0%

Overall, the instructors' performance met my needs and expectations.

Strongly Agree	54%
Agree	42%
Neither	3%
Disagree	1%
Strongly Disagree	0%
Non Applicable	0%

Overall, the course increased my knowledge, skills and abilities.

Strongly Agree	47%
Agree	49%
Neither	3%
Disagree	1%
Strongly Disagree	0%
Non Applicable	0%

I will recommend this course to my peers.

Strongly Agree	<div></div>	46%
Agree	<div></div>	48%
Neither	<div></div>	5%
Disagree	<div></div>	0%
Strongly Disagree	<div></div>	0%
Non Applicable	<div></div>	0%

¹ Includes all 50 U.S. states and 6 territories.

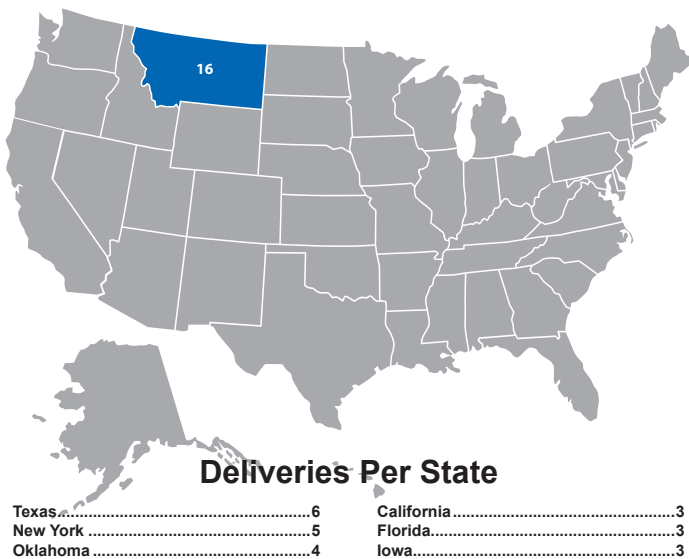
² Average of increase as determined by: (Post-Test Average - Pre-Test Average)/Pre-Test Average



Course Statistics

Total Number of Deliveries: 1
Total Number of Students Trained: 16
Total Number of States Impacted¹: 1
Pre-Test Score Average: 61%
Post-Test Score Average: 80%
Average Increase of KSA:² 32%

Training Completions by State/Territory



Top 5 Disciplines

EM Medical Services 11

Healthcare 3

Other 1

Public Health 1

Evaluations

Overall, the course content met my needs and expectations.

Strongly Agree		58%
Agree		42%
Neither		0%
Disagree		0%
Strongly Disagree		0%
Non Applicable		0%

Overall, the instructors' performance met my needs and expectations.

Strongly Agree		68%
Agree		32%
Neither		0%
Disagree		0%
Strongly Disagree		0%
Non Applicable		0%

Overall, the course increased my knowledge, skills and abilities.

Strongly Agree		53%
Agree		47%
Neither		0%
Disagree		0%
Strongly Disagree		0%
Non Applicable		0%

I will recommend this course to my peers.

Strongly Agree		68%
Agree		32%
Neither		0%
Disagree		0%
Strongly Disagree		0%
Non Applicable		0%

¹ Includes all 50 U.S. states and 6 territories.

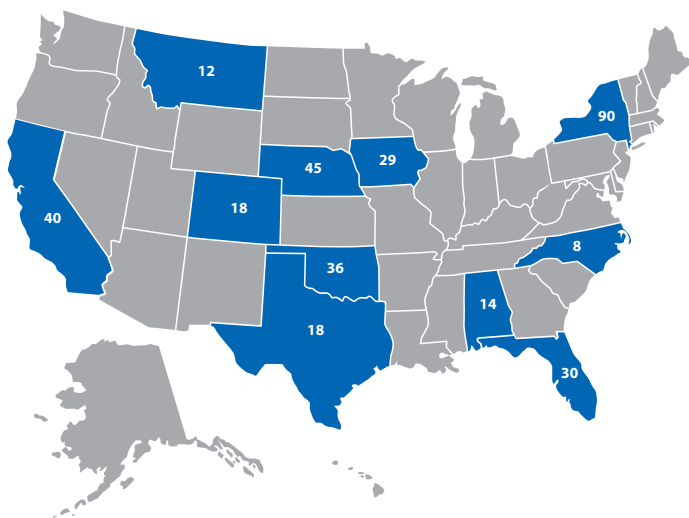
² Average of increase as determined by: (Post-Test Average - Pre-Test Average)/Pre-Test Average



Course Statistics

Total Number of Deliveries: 21
Total Number of Students Trained: 340
Total Number of States Impacted¹: 11
Pre-Test Score Average: 67
Post-Test Score Average: 90%
Average Increase of KSA:² 35%

Training Completions by State/Territory



Deliveries Per State

New York	2	Louisiana	1
Iowa	1	Washington	1

Top 5 Disciplines

Public Health 196

Healthcare 57

Emergency Management 47

EM Medical Services 10

Fire Service 9

Evaluations

Overall, the course content met my needs and expectations.

Strongly Agree	47%
Agree	47%
Neither	5%
Disagree	1%
Strongly Disagree	0%
Non Applicable	0%

Overall, the instructors' performance met my needs and expectations.

Strongly Agree	51%
Agree	43%
Neither	4%
Disagree	1%
Strongly Disagree	0%
Non Applicable	0%

Overall, the course increased my knowledge, skills and abilities.

Strongly Agree	49%
Agree	46%
Neither	4%
Disagree	1%
Strongly Disagree	0%
Non Applicable	0%

I will recommend this course to my peers.

Strongly Agree	51%
Agree	43%
Neither	6%
Disagree	1%
Strongly Disagree	0%
Non Applicable	0%

¹ Includes all 50 U.S. states and 6 territories.

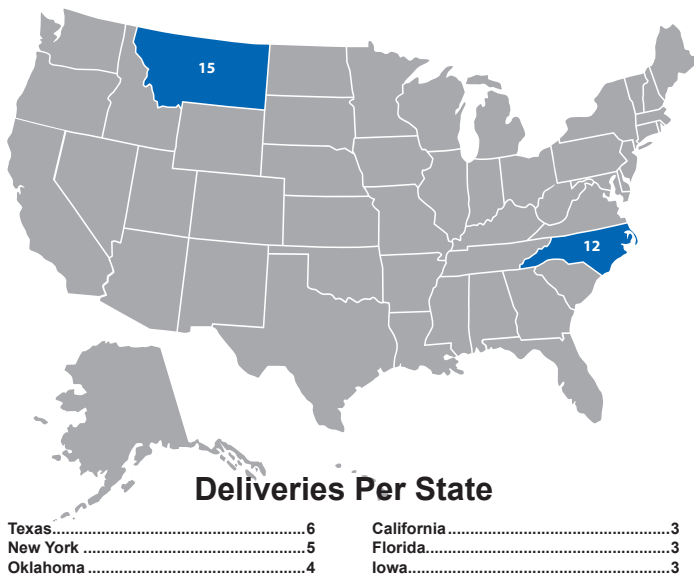
² Average of increase as determined by: (Post-Test Average - Pre-Test Average)/Pre-Test Average



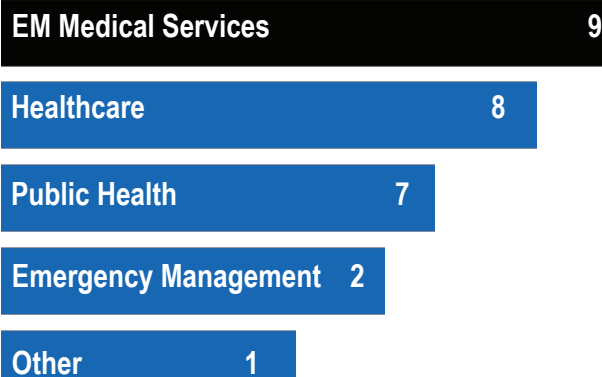
Course Statistics

Total Number of Deliveries: 2
Total Number of Students Trained: 27
Total Number of States Impacted¹: 2
Pre-Test Score Average: 55%
Post-Test Score Average: 84%
Average Increase of KSA:² 53%

Training Completions by State/Territory




Top 5 Disciplines




Evaluations


Overall, the course content met my needs and expectations.




Overall, the instructors' performance met my needs and expectations.



Overall, the course increased my knowledge, skills and abilities.



I will recommend this course to my peers.



¹ Includes all 50 U.S. states and 6 territories.

² Average of increase as determined by: (Post-Test Average - Pre-Test Average)/Pre-Test Average

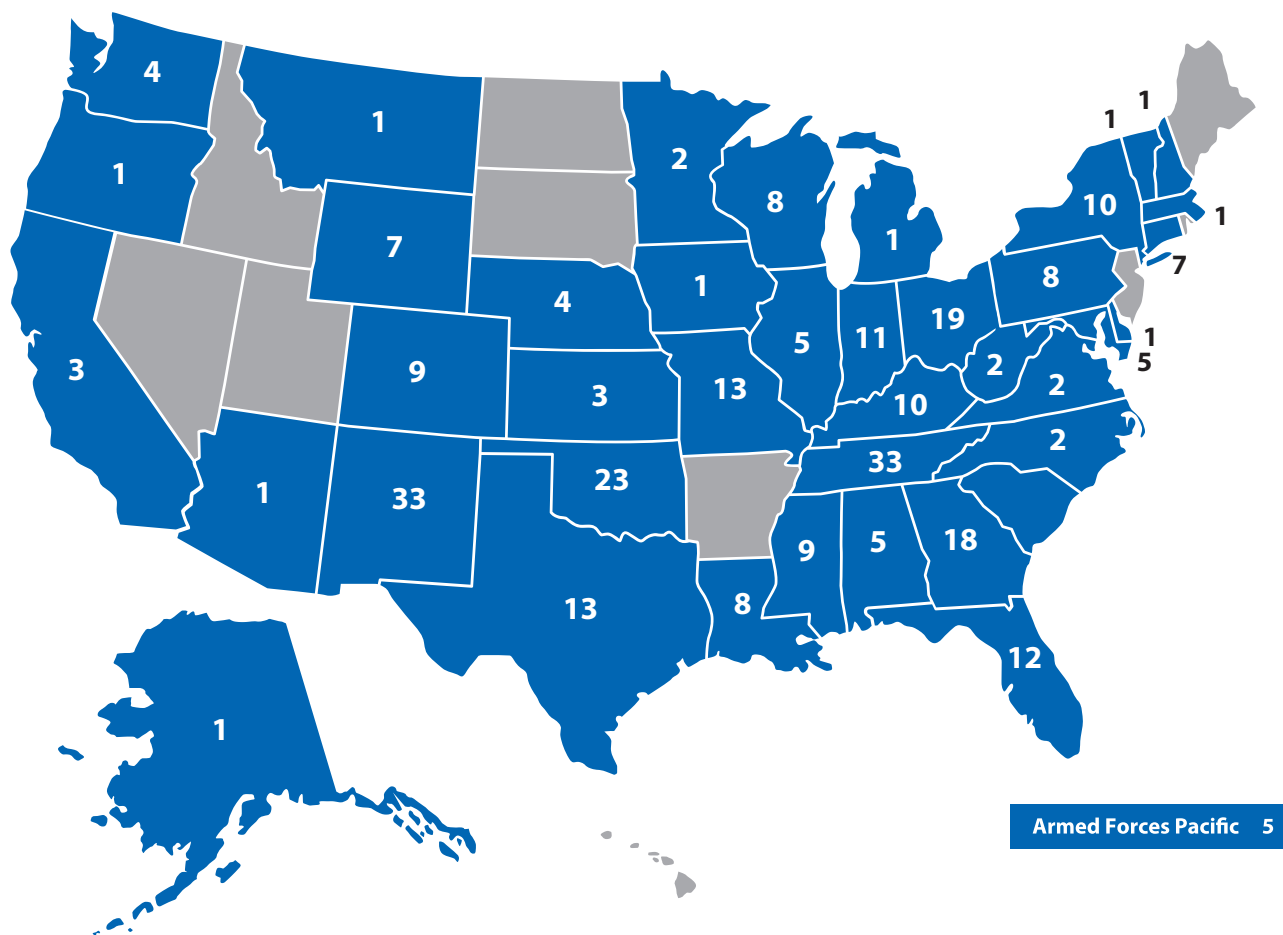


Course Statistics

Total Number of Students Trained: 272

Total Number of States Impacted¹: 41

Training Completions by State/Territory



Deliveries Per State

New York	2	Louisiana.....	1
Iowa.....	1	Washington.....	1

Top 5 Disciplines

Law Enforcement	100
Emergency Management	37
Fire Service	29
Public Safety Communications	26
Citizen/Community Volunteer	19

¹ Includes all 50 U.S. states and 6 territories.

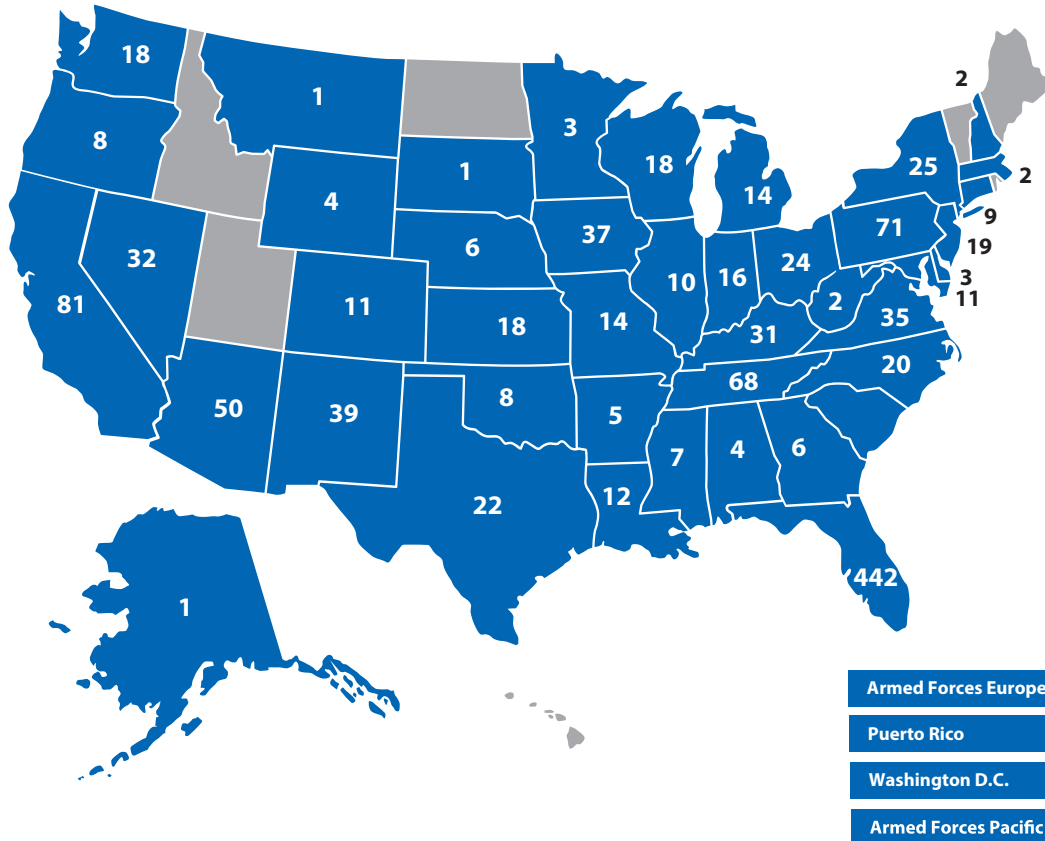


Course Statistics

Total Number of Students Trained: 1,190

Total Number of States Impacted¹: 47

Training Completions by State/Territory



Deliveries Per State

New York	2	Louisiana.....	1
Iowa.....	1	Washington	1

Top 5 Disciplines

Private Sector	405
Citizen/Community Volunteer	315
Law Enforcement	202
Emergency Management	57
Fire Service	45

¹ Includes all 50 U.S. states and 6 territories.

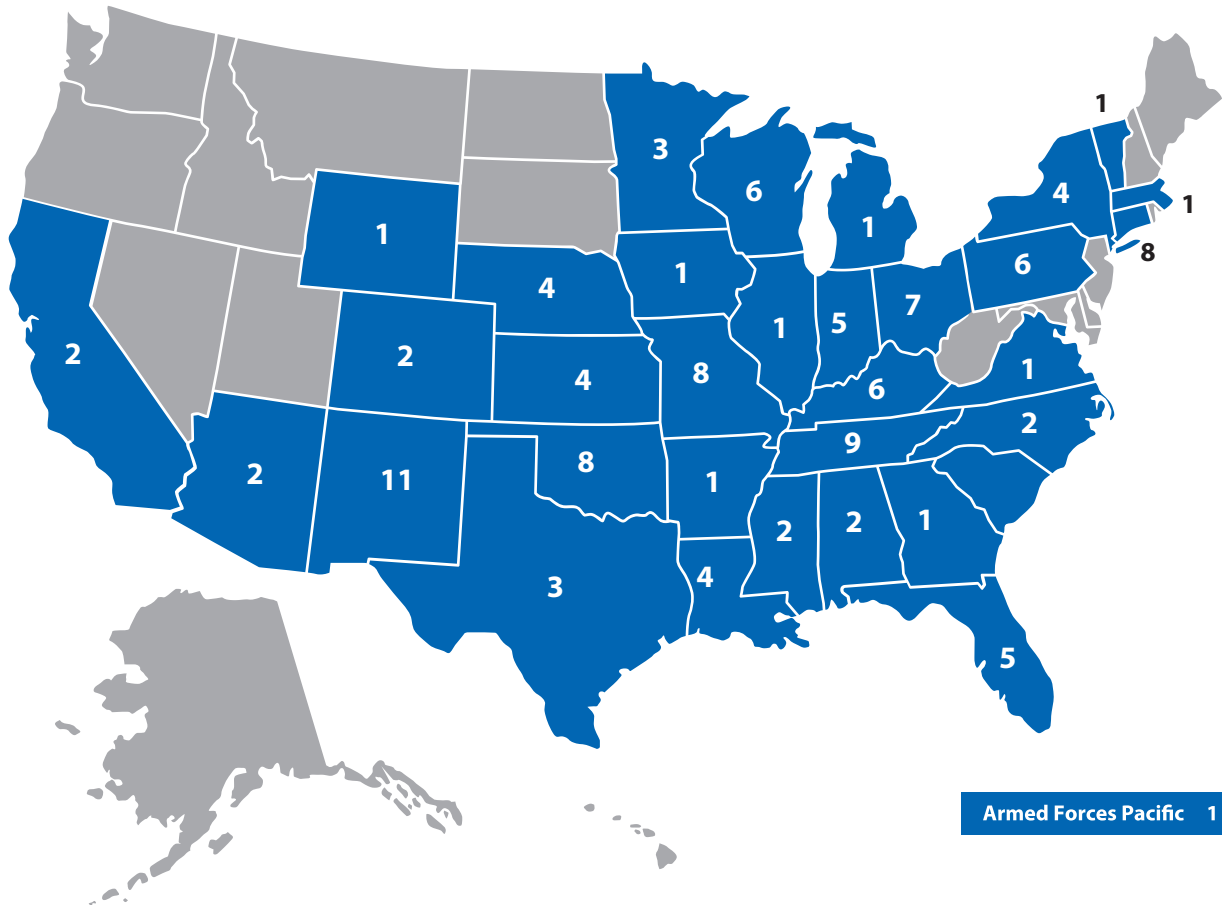


Course Statistics

Total Number of Students Trained: 114

Total Number of States Impacted¹: 34

Training Completions by State/Territory



Deliveries Per State

New York	2	Louisiana.....	1
Iowa.....	1	Washington.....	1

Top 5 Disciplines

Law Enforcement	41
Emergency Management	20
Private Sector	11
Fire Service	10
Public Safety Communications	10

¹ Includes all 50 U.S. states and 6 territories.

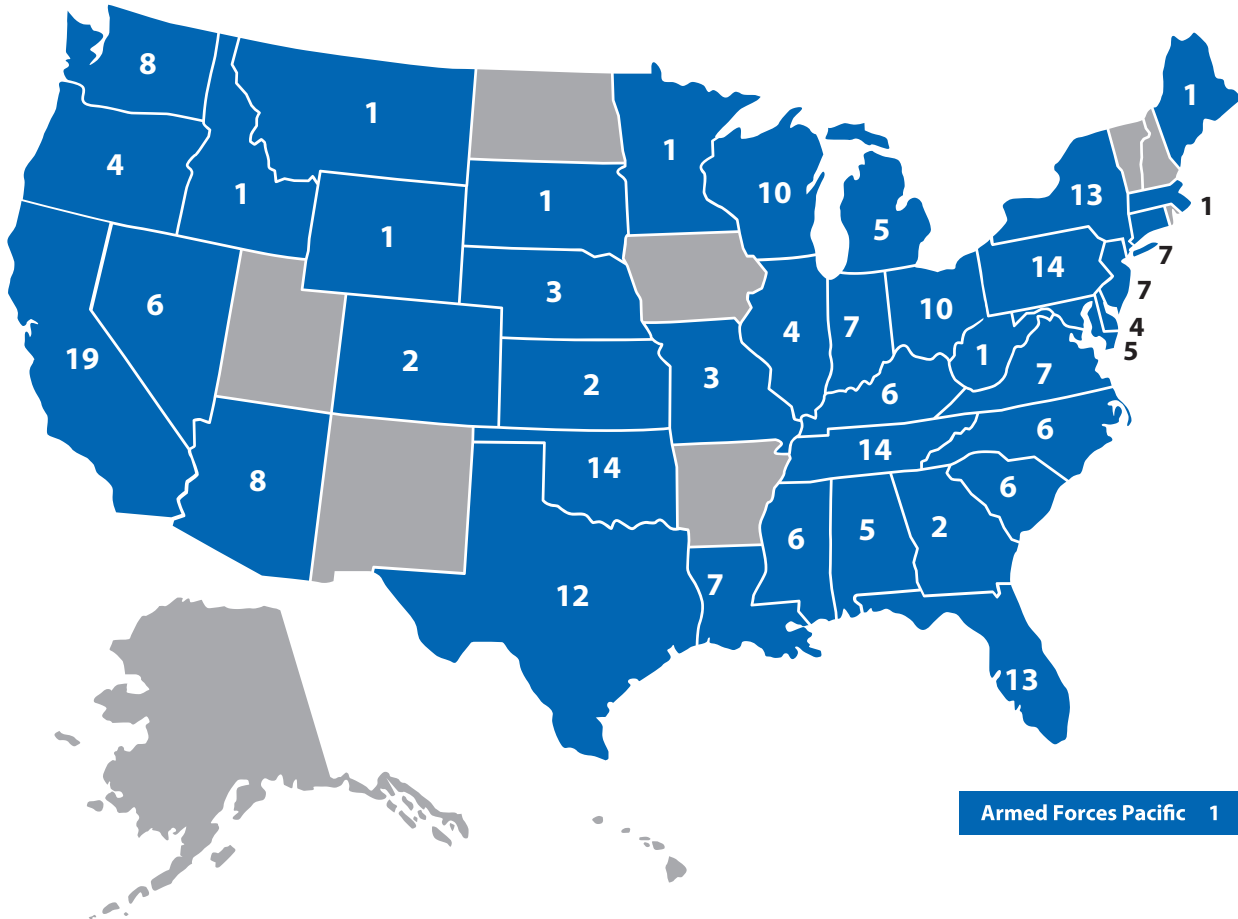


Course Statistics

Total Number of Students Trained: 248

Total Number of States Impacted¹: 41

Training Completions by State/Territory



Deliveries Per State

New York	2	Louisiana.....	1
Iowa.....	1	Washington	1

Top 5 Disciplines

Law Enforcement	73
Private Sector	62
Emergency Management	32
Fire Service	31
Public Safety Communications	12

¹ Includes all 50 U.S. states and 6 territories.

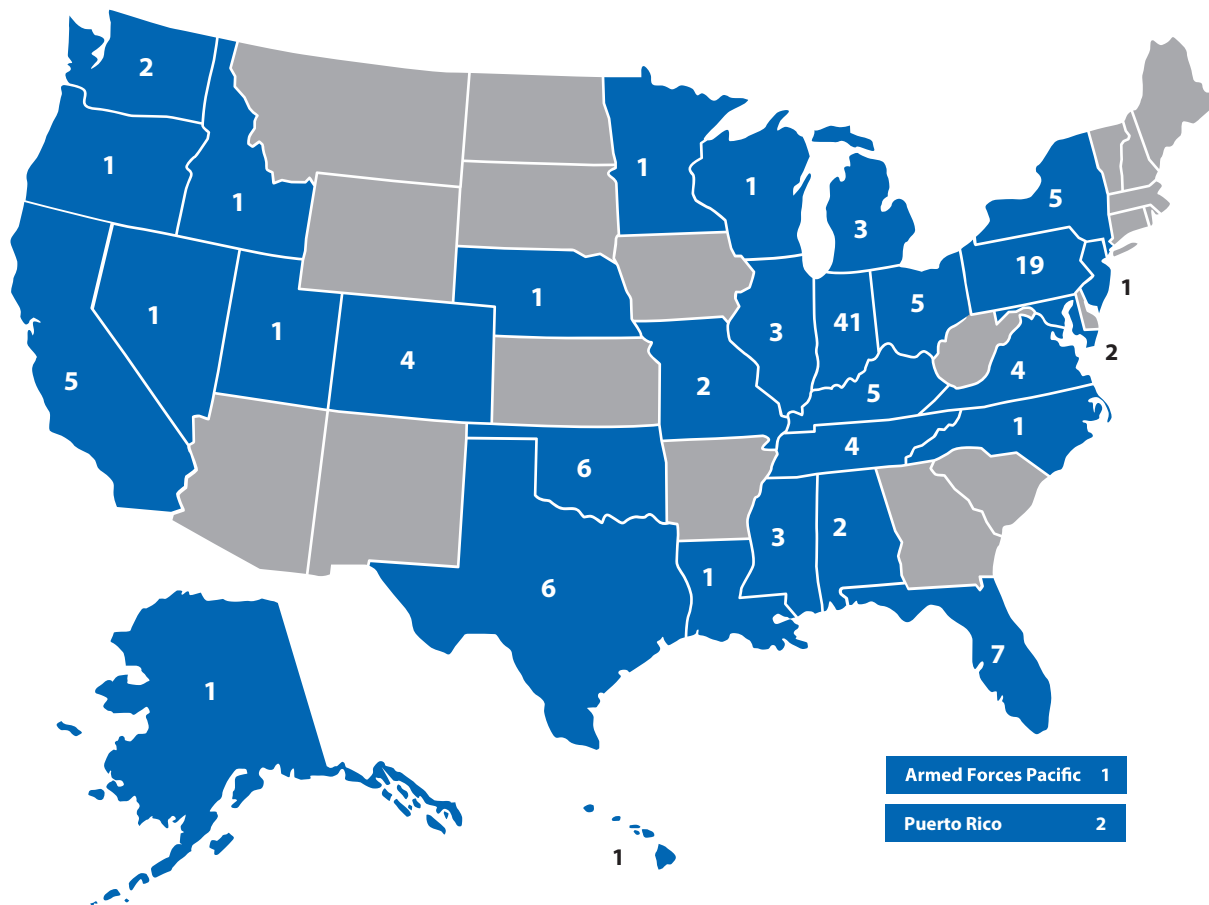


Course Statistics

Total Number of Students Trained: 143

Total Number of States Impacted¹: 33

Training Completions by State/Territory



Deliveries Per State

New York	2	Louisiana.....	1
Iowa.....	1	Washington	1

Top 5 Disciplines

EM Medical Services	36
Law Enforcement	36
Emergency Management	21
Private Sector	18
Public Safety Communications	13

¹ Includes all 50 U.S. states and 6 territories.

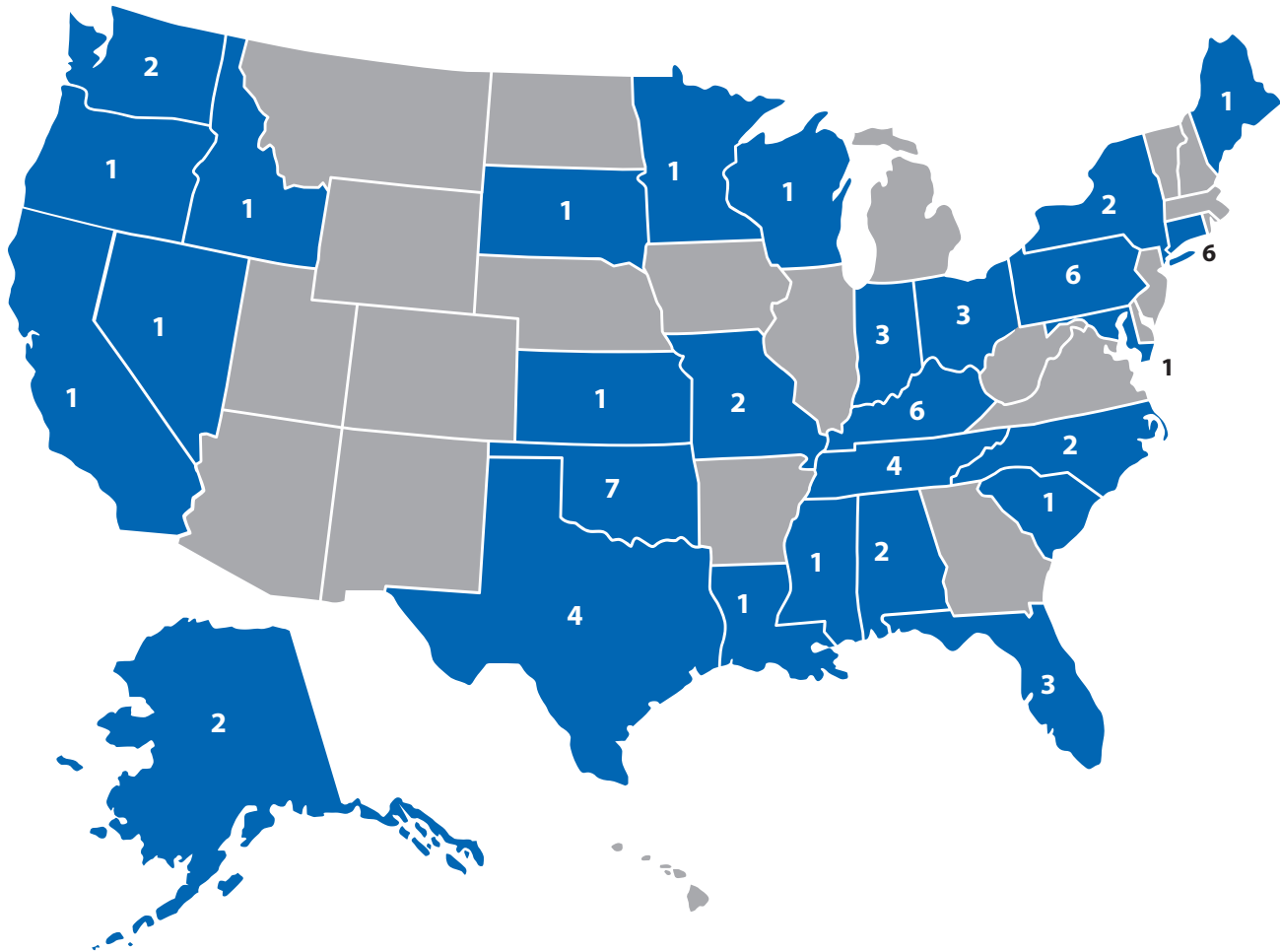


Course Statistics

Total Number of Students Trained: 67

Total Number of States Impacted¹: 28

Training Completions by State/Territory



Deliveries Per State

New York	2	Louisiana	1
Iowa	1	Washington	1

Top 5 Disciplines

Emergency Management	20
Law Enforcement	12
Public Safety Communications	8
Private Sector	7
Fire Service	6

¹ Includes all 50 U.S. states and 6 territories.



2016 Performance Report (January 1, 2016 - December 31, 2016)

Total Number of Students Trained: 45
Total Number of States Impacted¹: 20

[illegible]

New York	2	Louisiana.....	1
Iowa.....	1	Washington.....	1

Law Enforcement

25

Other

20

¹ Includes all 50 U.S. states and 6 territories.



Course Statistics

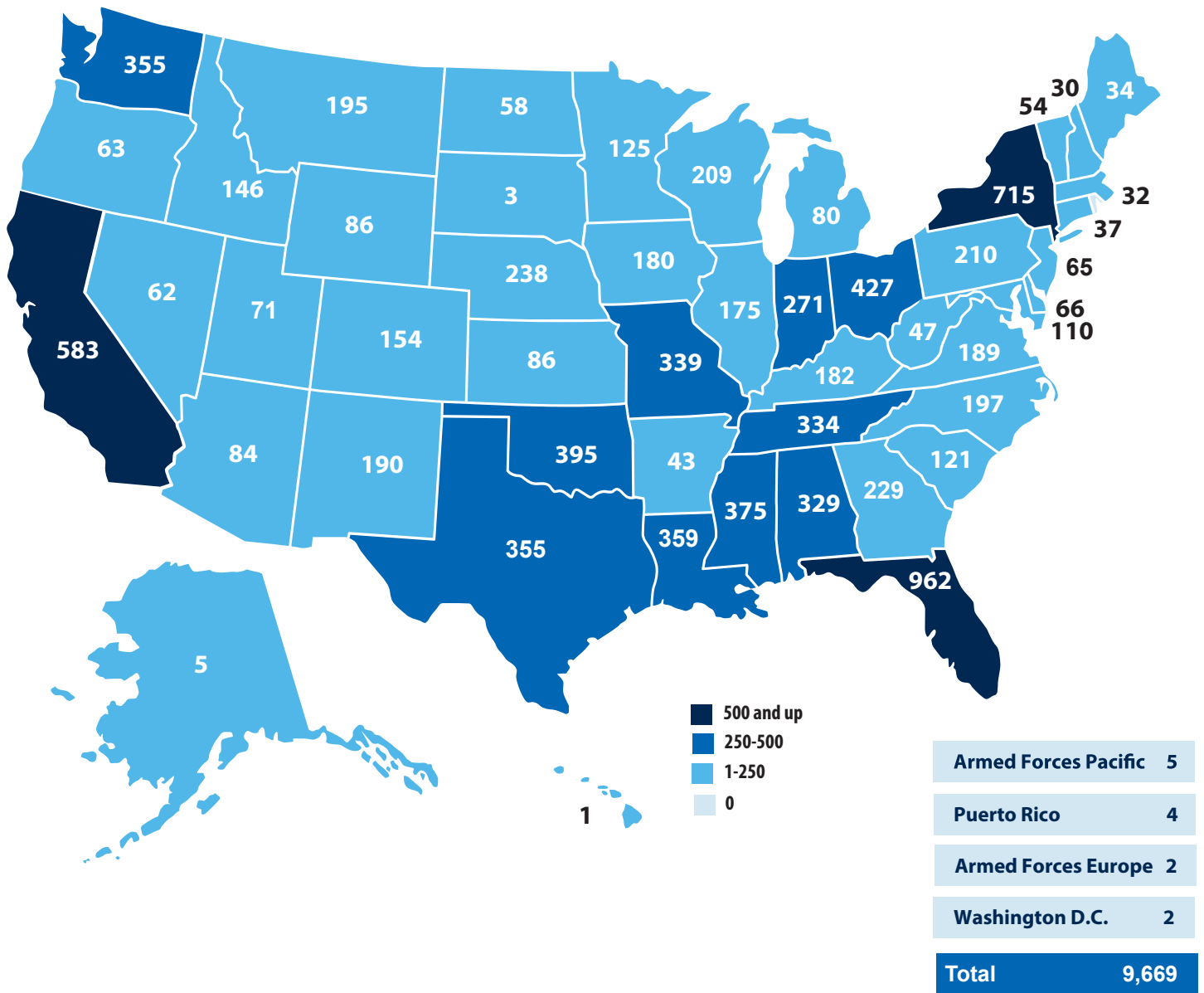
Total Number of Students Trained: 7,590

Total Number of Web-Based Completions: 2,079

Total Completions: 9,669

Total Number of States Impacted¹: 53

Training Completions by State/Territory



¹ Includes all 50 U.S. states and 6 territories.

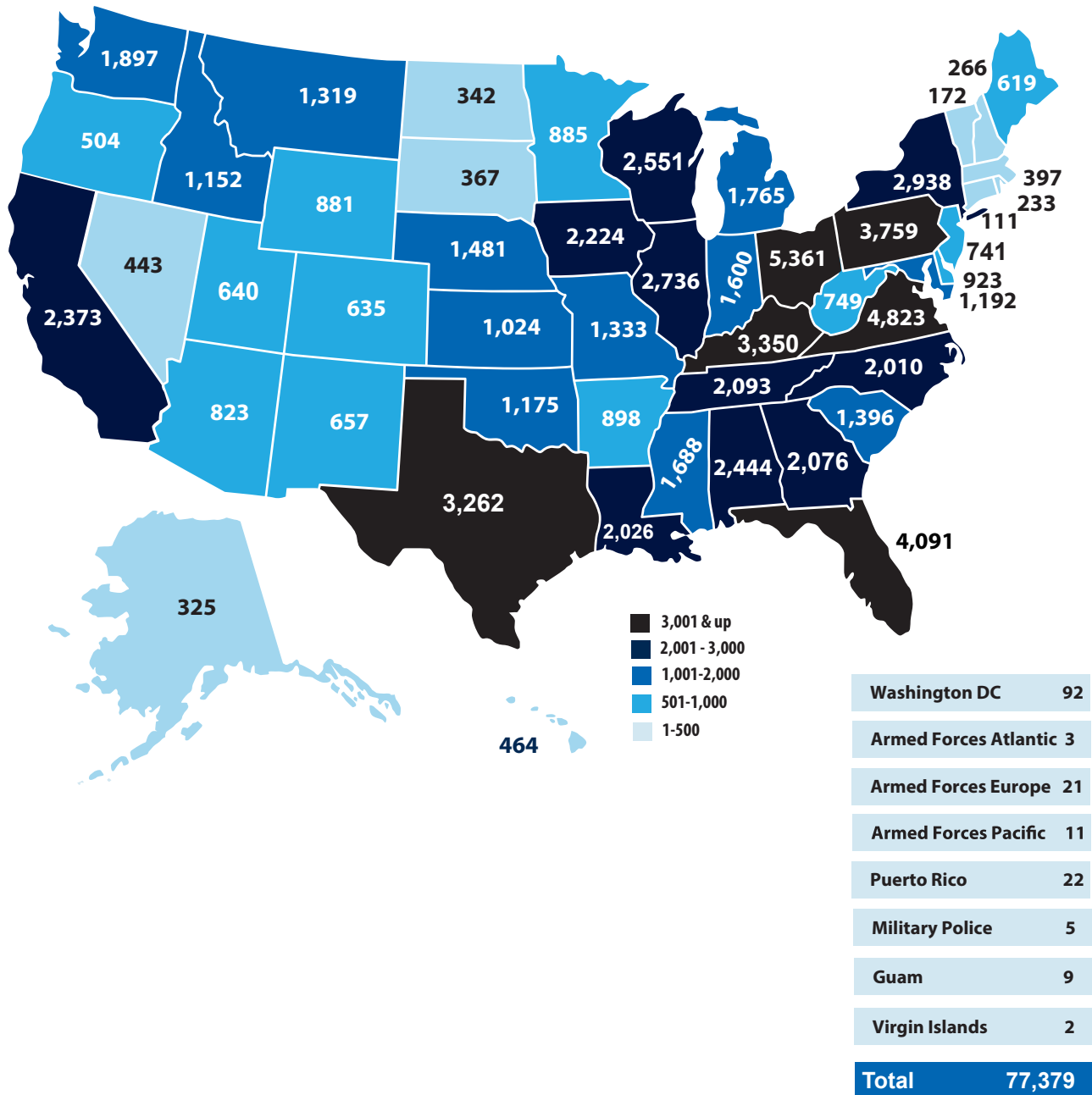


Course Statistics

Total Number of Students Trained: 77,379

Total Number of States Impacted¹: 58

Training Completions by State/Territory



¹ Includes all 50 U.S. states and 6 territories.



RDPCTM

Rural Domestic Preparedness Consortium

Prepare for the Worst. Train to be the Best.

Contact Us

The Center for Rural Development
Rural Domestic Preparedness Consortium
2292 South Hwy. 27
Somerset, KY 42501

877.855.RDPC

www.ruraltraining.org