



Prepare For The Worst, Train To Be The Best

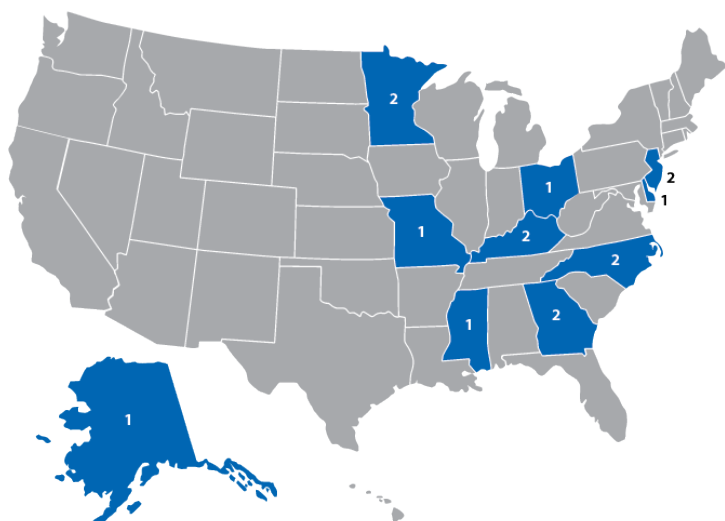


Rural Domestic Preparedness Consortium Performance Report 2014

Course Statistics

Total Number of Deliveries: 15
Total Number of Students Trained: 376
Total Number of States Impacted¹: 10
Pre-Test Score Average: 64.05%
Post-Test Score Average: 94.75%
Average Increase of KSA²: 47.95%

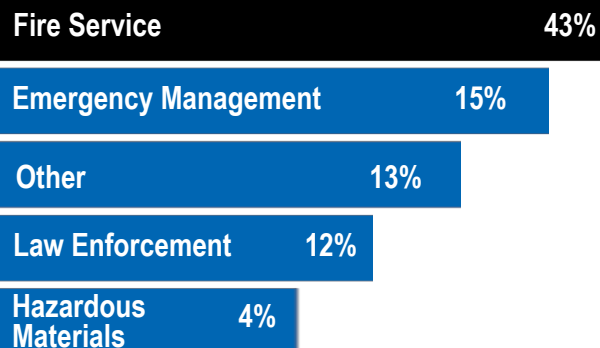
Training Deliveries by State



Students Trained by State

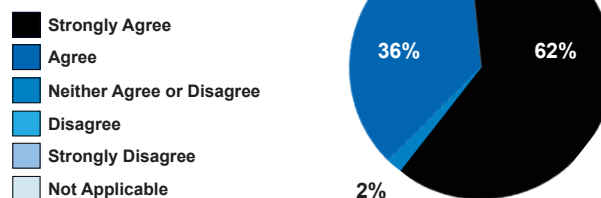
Alaska (1).....	20	Mississippi (1).....	28
Delaware (1).....	29	North Carolina (2).....	38
Georgia (2).....	52	New Jersey (2).....	54
Kentucky (2).....	49	Ohio (1).....	19
Minnesota (2).....	53		
Missouri (1).....	34	Students Trained.....	376

Top 5 Disciplines

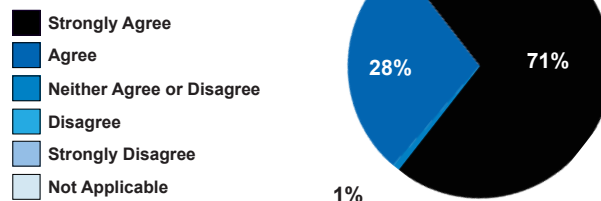


Evaluations

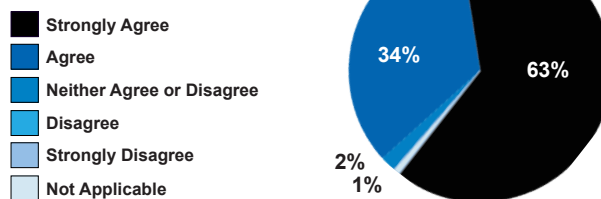
Overall, the course content met my needs and expectations.



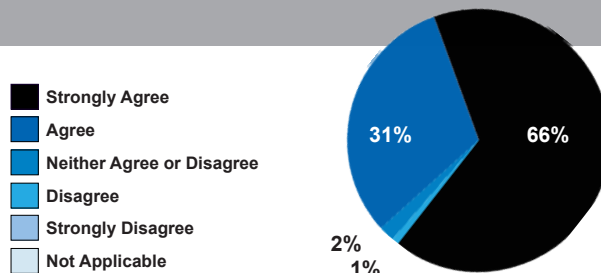
Overall, the instructors' performance met my needs and expectations



Overall, the course increased my knowledge, skills and abilities.



I will recommend this course to my peers.



¹ Includes all 50 U.S. states and 6 territories.

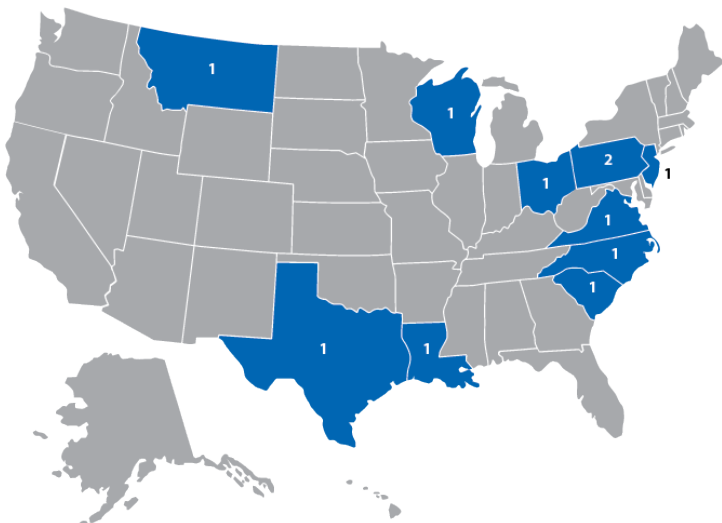
² Average of increase as determined by: (Post-Test Average - Pre-Test Average)/Pre-Test Average



Course Statistics

Total Number of Deliveries: 11
Total Number of Students Trained: 357
Total Number of States Impacted¹: 10
Pre-Test Score Average: 73.7%
Post-Test Score Average: 93.5%
Average Increase of KSA²: 26.95%

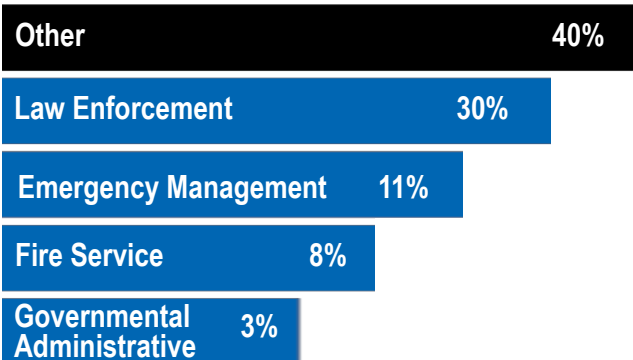
Training Deliveries by State



Students Trained by State

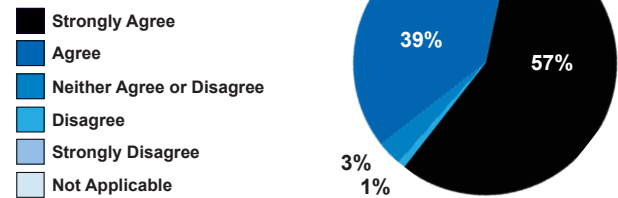
Louisiana (1).....	40	South Carolina (1).....	38
Montana (1).....	24	Texas (1)	38
North Carolina (1).....	19	Virginia (1).....	25
New Jersey (1).....	40	Wisconsin (1)	40
Ohio (1).....	38		
Pennsylvania (2).....	55		
Students Trained		357	

Top 5 Disciplines

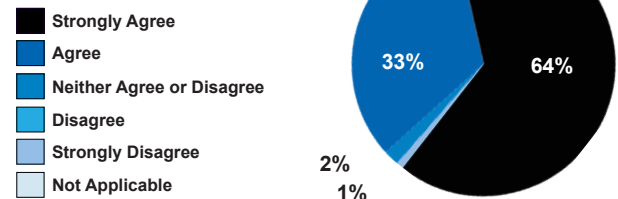


Evaluations

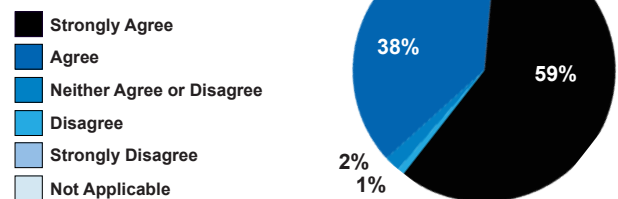
Overall, the course content met my needs and expectations.



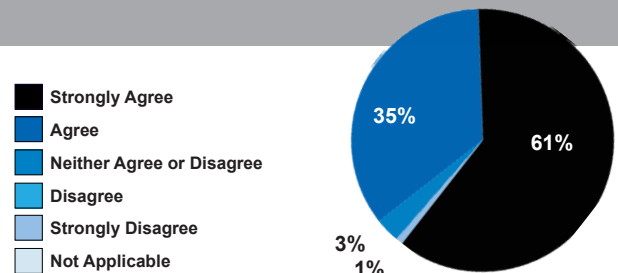
Overall, the instructors' performance met my needs and expectations



Overall, the course increased my knowledge, skills and abilities.



I will recommend this course to my peers.



¹ Includes all 50 U.S. states and 6 territories.

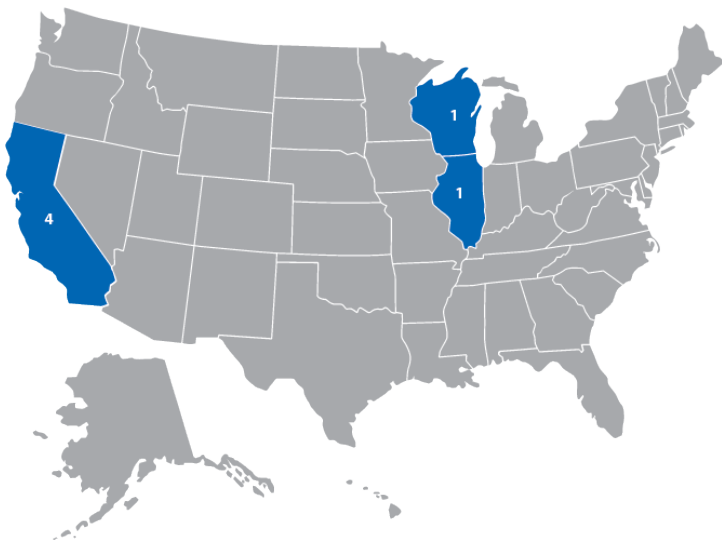
² Average of increase as determined by: (Post-Test Average - Pre-Test Average)/Pre-Test Average



Course Statistics

Total Number of Deliveries: 6
Total Number of Students Trained: 182
Total Number of States Impacted¹: 3
Pre-Test Score Average: 70.1%
Post-Test Score Average: 85.4%
Average Increase of KSA²: 21.85%

Training Deliveries by State

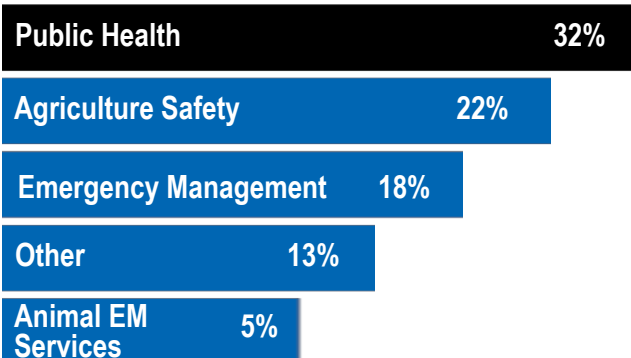


Students Trained by State

California (4).....121
Illinois (1)24
Wisconsin (1).....37

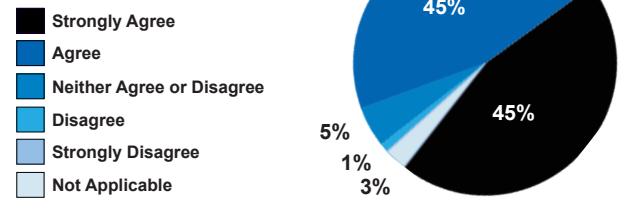
Students Trained.....182

Top 5 Disciplines

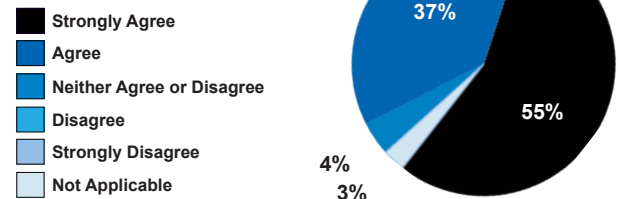


Evaluations

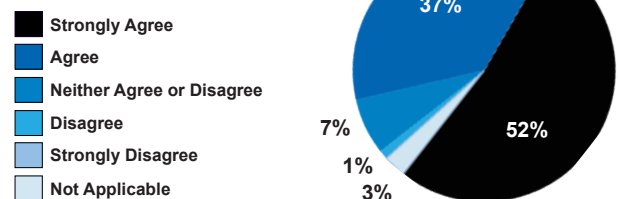
Overall, the course content met my needs and expectations.



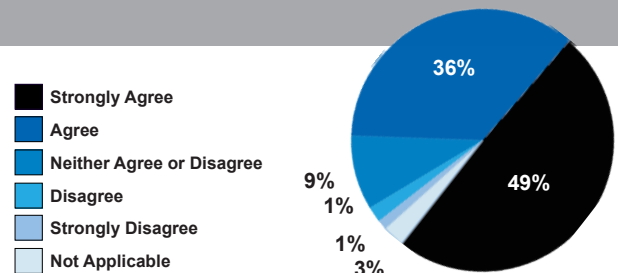
Overall, the instructors' performance met my needs and expectations



Overall, the course increased my knowledge, skills and abilities.



I will recommend this course to my peers.



¹ Includes all 50 U.S. states and 6 territories.

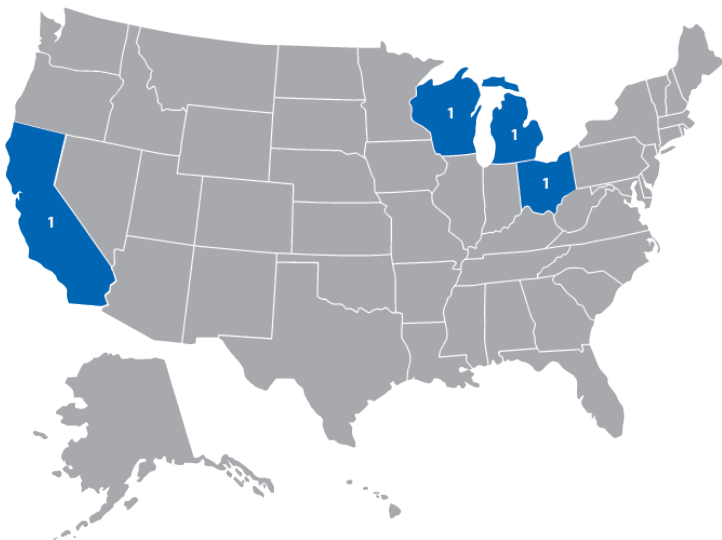
² Average of increase as determined by: (Post-Test Average - Pre-Test Average)/Pre-Test Average



Course Statistics

Total Number of Deliveries: 4
Total Number of Students Trained: 151
Total Number of States Impacted¹: 4
Pre-Test Score Average: 89.2%
Post-Test Score Average: 95.95%
Average Increase of KSA²: 7.75%

Training Deliveries by State

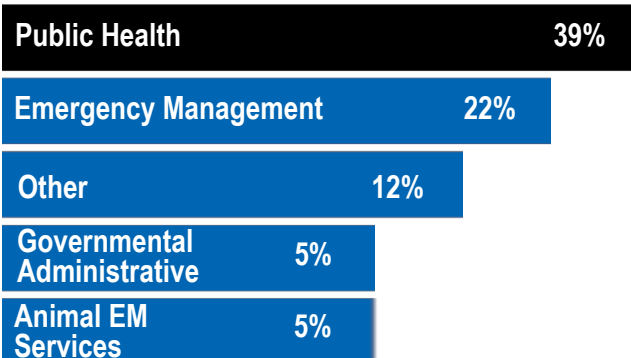


Students Trained by State

California (1).....24
Michigan (1).....60
Ohio (1).....25
Wisconsin (1).....42

Students Trained.....151

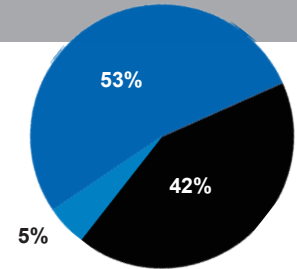
Top 5 Disciplines



Evaluations

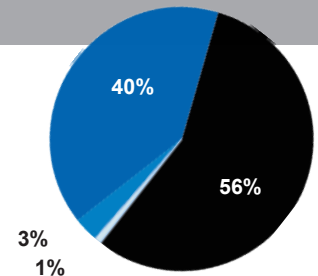
Overall, the course content met my needs and expectations.

Strongly Agree
Agree
Neither Agree or Disagree
Disagree
Strongly Disagree
Not Applicable



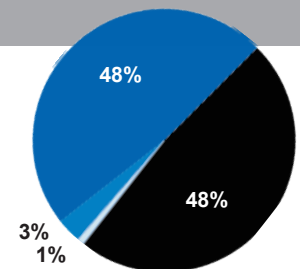
Overall, the instructors' performance met my needs and expectations

Strongly Agree
Agree
Neither Agree or Disagree
Disagree
Strongly Disagree
Not Applicable



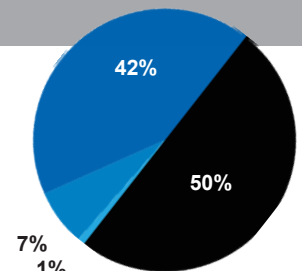
Overall, the course increased my knowledge, skills and abilities.

Strongly Agree
Agree
Neither Agree or Disagree
Disagree
Strongly Disagree
Not Applicable



I will recommend this course to my peers.

Strongly Agree
Agree
Neither Agree or Disagree
Disagree
Strongly Disagree
Not Applicable



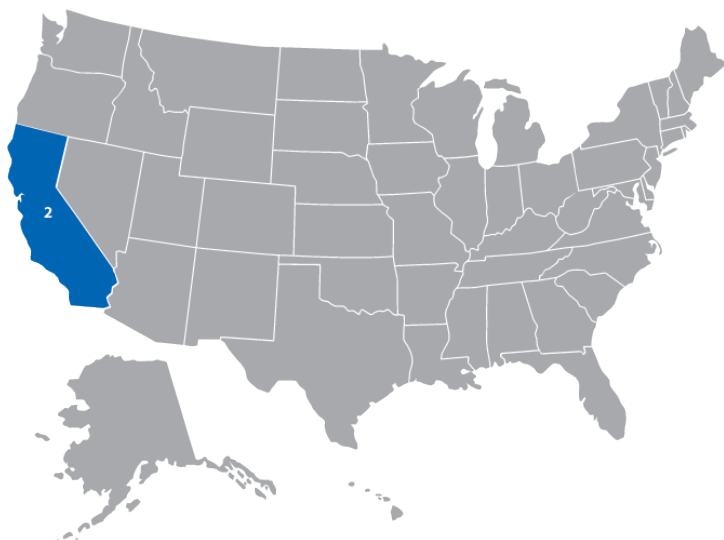
¹ Includes all 50 U.S. states and 6 territories.

² Average of increase as determined by: (Post-Test Average - Pre-Test Average)/Pre-Test Average

Course Statistics

Total Number of Deliveries: 2
Total Number of Students Trained: 62
Total Number of States Impacted¹: 1
Pre-Test Score Average: 94%
Post-Test Score Average: 94%
Average Increase of KSA²: N/A

Training Deliveries by State



Students Trained by State

California (2).....62

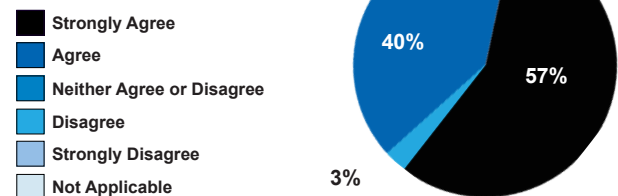
Students Trained.....62

Top 5 Disciplines

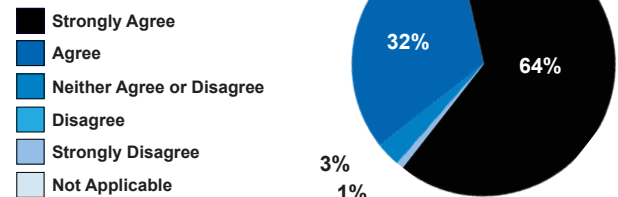
Agriculture Safety	85%
Animal EM Services	10%
Health Care	2%
Hazardous Materials	2%

Evaluations

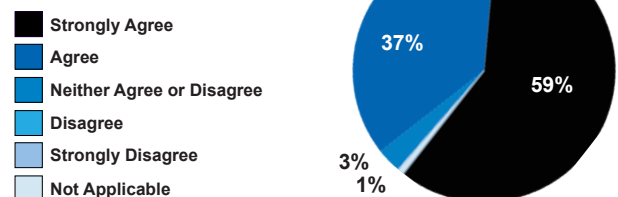
Overall, the course content met my needs and expectations.



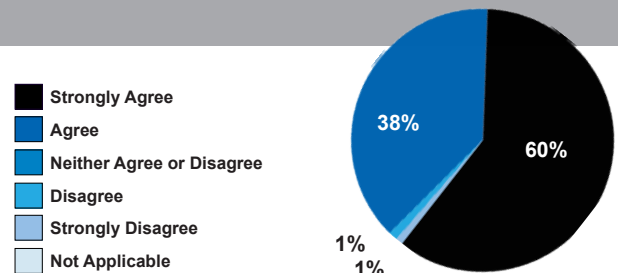
Overall, the instructors' performance met my needs and expectations



Overall, the course increased my knowledge, skills and abilities.



I will recommend this course to my peers.



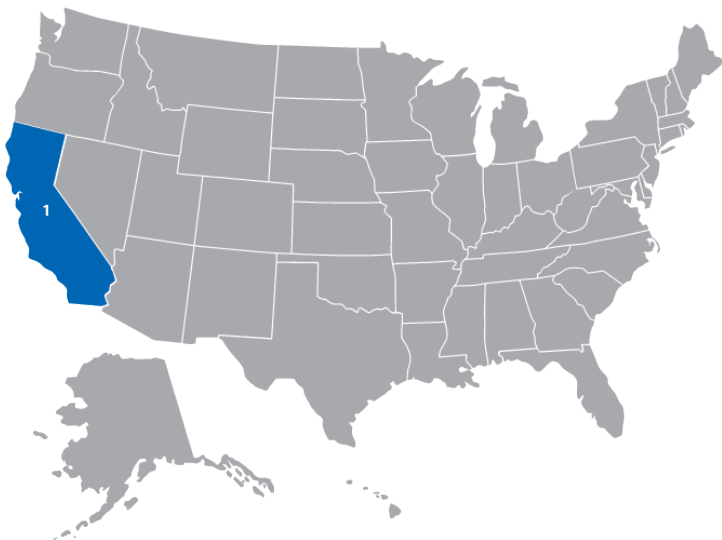
¹ Includes all 50 U.S. states and 6 territories.

² Average of increase as determined by: (Post-Test Average - Pre-Test Average)/Pre-Test Average

Course Statistics

Total Number of Deliveries: 1
Total Number of Students Trained: 18
Total Number of States Impacted¹: 1
Pre-Test Score Average: 84%
Post-Test Score Average: 97%
Average Increase of KSA²: 15.5%

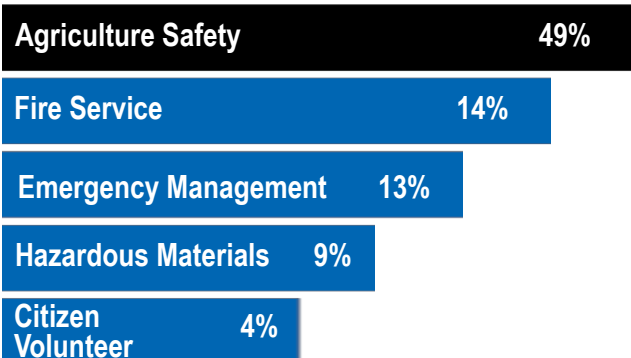
Training Deliveries by State



Students Trained by State

California (1).....18
Students Trained.....18

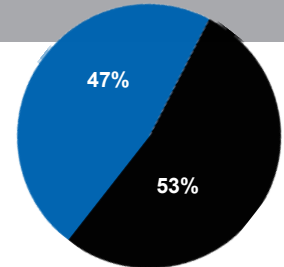
Top 5 Disciplines



Evaluations

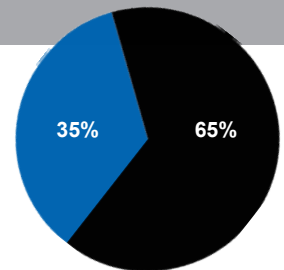
Overall, the course content met my needs and expectations.

☒ Strongly Agree
☒ Agree
☐ Neither Agree or Disagree
☐ Disagree
☐ Strongly Disagree
☐ Not Applicable



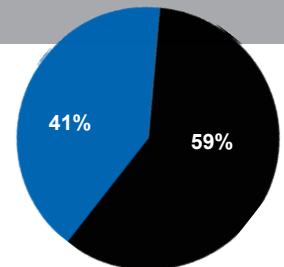
Overall, the instructors' performance met my needs and expectations

☒ Strongly Agree
☒ Agree
☐ Neither Agree or Disagree
☐ Disagree
☐ Strongly Disagree
☐ Not Applicable



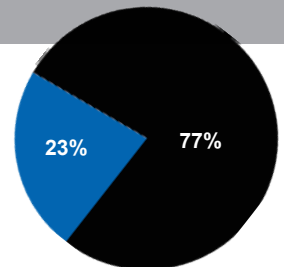
Overall, the course increased my knowledge, skills and abilities.

☒ Strongly Agree
☒ Agree
☐ Neither Agree or Disagree
☐ Disagree
☐ Strongly Disagree
☐ Not Applicable



I will recommend this course to my peers.

☒ Strongly Agree
☒ Agree
☐ Neither Agree or Disagree
☐ Disagree
☐ Strongly Disagree
☐ Not Applicable



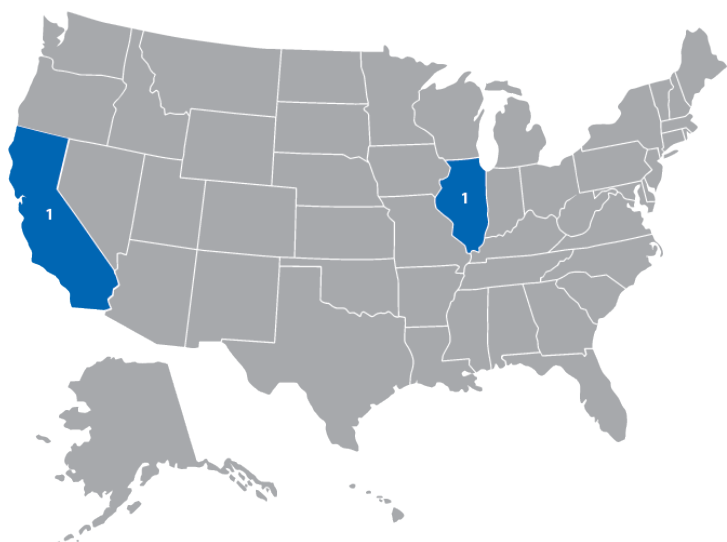
¹ Includes all 50 U.S. states and 6 territories.

² Average of increase as determined by: (Post-Test Average - Pre-Test Average)/Pre-Test Average

Course Statistics

Total Number of Deliveries: 2
Total Number of Students Trained: 37
Total Number of States Impacted¹: 2
Pre-Test Score Average: 75%
Post-Test Score Average: 96%
Average Increase of KSA²: 27.2%

Training Deliveries by State

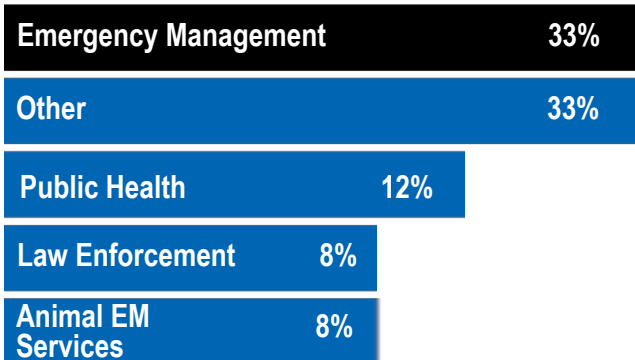


Students Trained by State

California (1).....20
Illinois (1)17

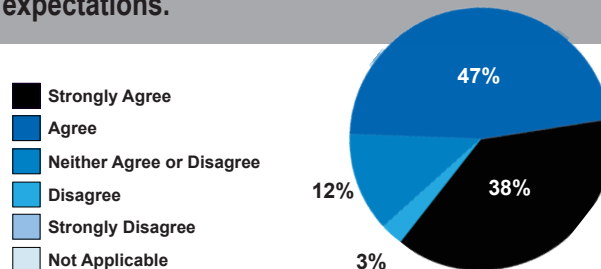
Students Trained.....37

Top 5 Disciplines

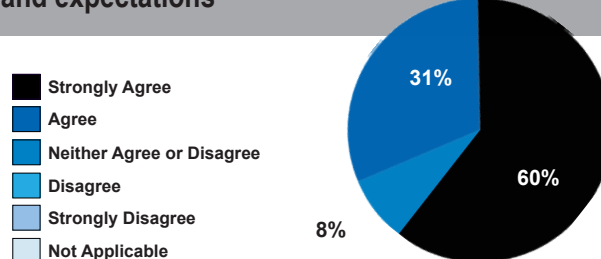


Evaluations

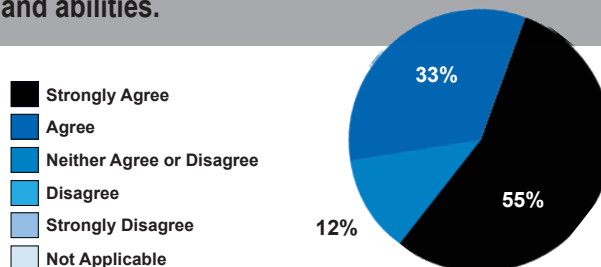
Overall, the course content met my needs and expectations.



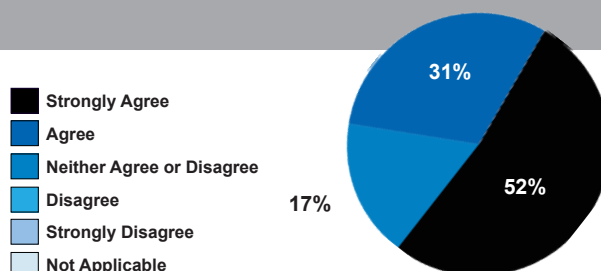
Overall, the instructors' performance met my needs and expectations



Overall, the course increased my knowledge, skills and abilities.



I will recommend this course to my peers.



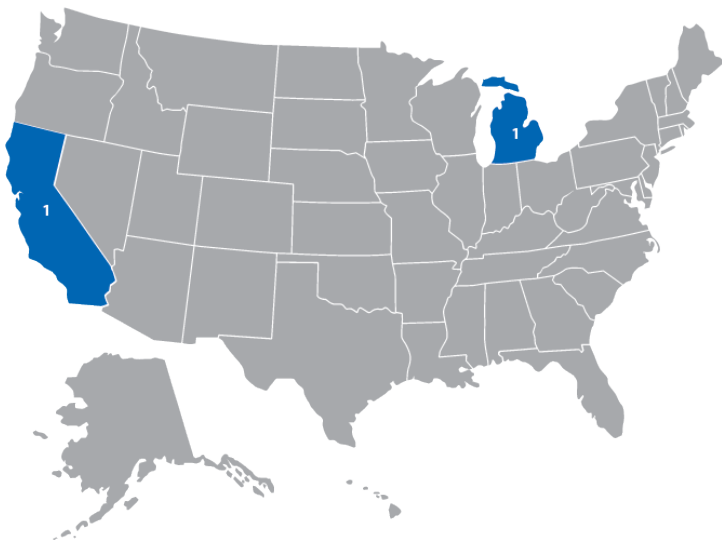
¹ Includes all 50 U.S. states and 6 territories.

² Average of increase as determined by: (Post-Test Average - Pre-Test Average)/Pre-Test Average

Course Statistics

Total Number of Deliveries: 2
Total Number of Students Trained: 68
Total Number of States Impacted¹: 2
Pre-Test Score Average: 76.65%
Post-Test Score Average: 97.65%
Average Increase of KSA²: 27.85%

Training Deliveries by State



Students Trained by State

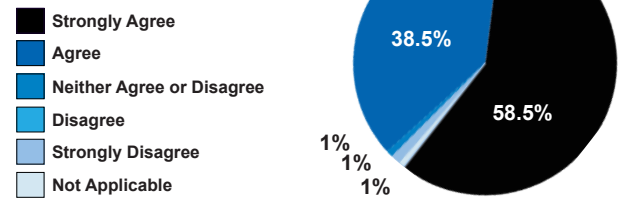
California (1).....18
Michigan (1).....50
Students Trained.....68

Top 5 Disciplines

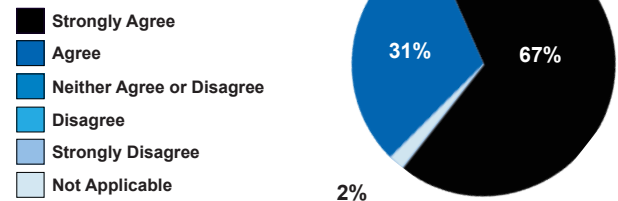
Agriculture Safety 100%

Evaluations

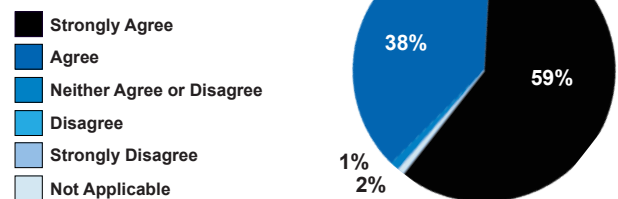
Overall, the course content met my needs and expectations.



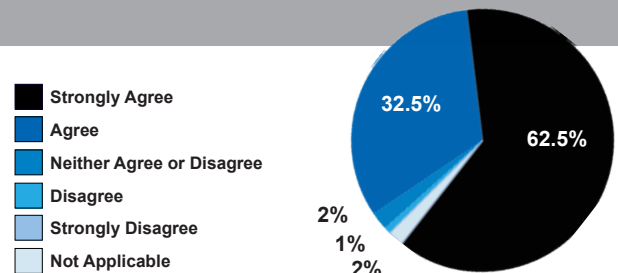
Overall, the instructors' performance met my needs and expectations



Overall, the course increased my knowledge, skills and abilities.



I will recommend this course to my peers.



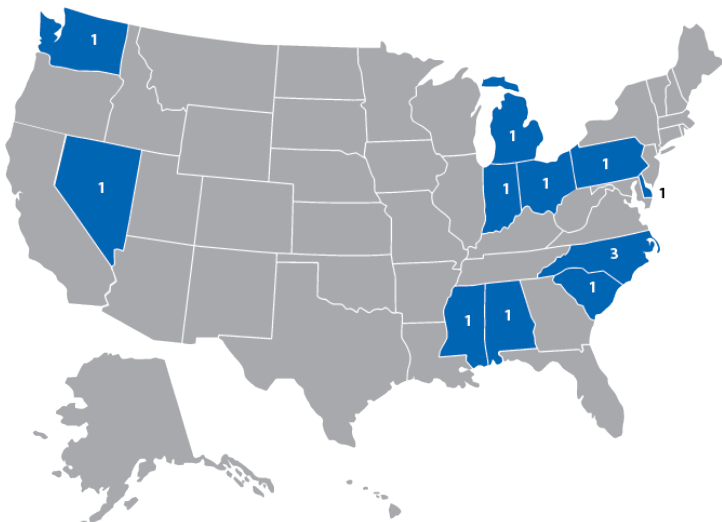
¹ Includes all 50 U.S. states and 6 territories.

² Average of increase as determined by: (Post-Test Average - Pre-Test Average)/Pre-Test Average

Course Statistics

Total Number of Deliveries: 13
Total Number of Students Trained: 287
Total Number of States Impacted¹: 11
Pre-Test Score Average: 75.3%
Post-Test Score Average: 91.9%
Average Increase of KSA²: 21.95%

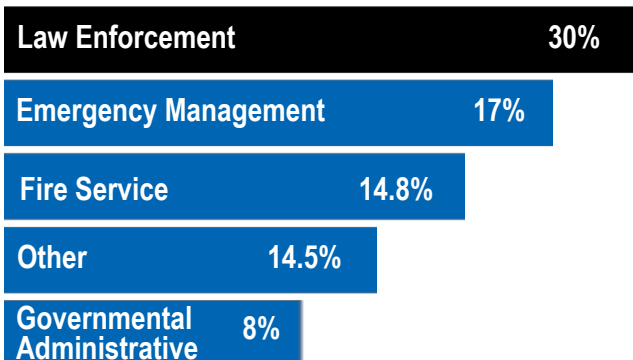
Training Deliveries by State



Students Trained by State

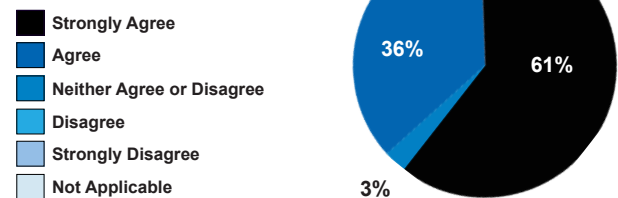
Alabama (1).....	21	Ohio (1).....	29
Delaware (1).....	16	Pennsylvania (1).....	12
Indiana (1).....	22	South Carolina (1).....	23
Michigan (1).....	26	Washington (1).....	20
Mississippi (1).....	15		
North Carolina (3).....	72	Students Trained.....	287
Nevada (1).....	31		

Top 5 Disciplines

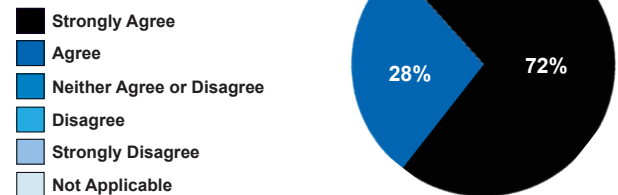


Evaluations

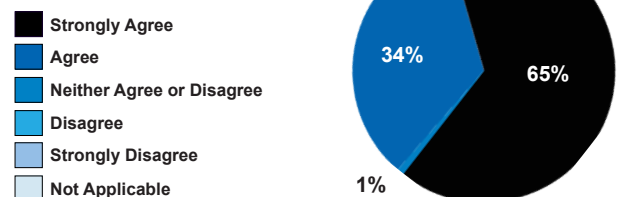
Overall, the course content met my needs and expectations.



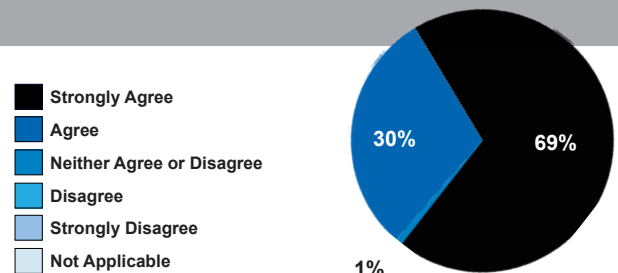
Overall, the instructors' performance met my needs and expectations



Overall, the course increased my knowledge, skills and abilities.



I will recommend this course to my peers.



¹ Includes all 50 U.S. states and 6 territories.

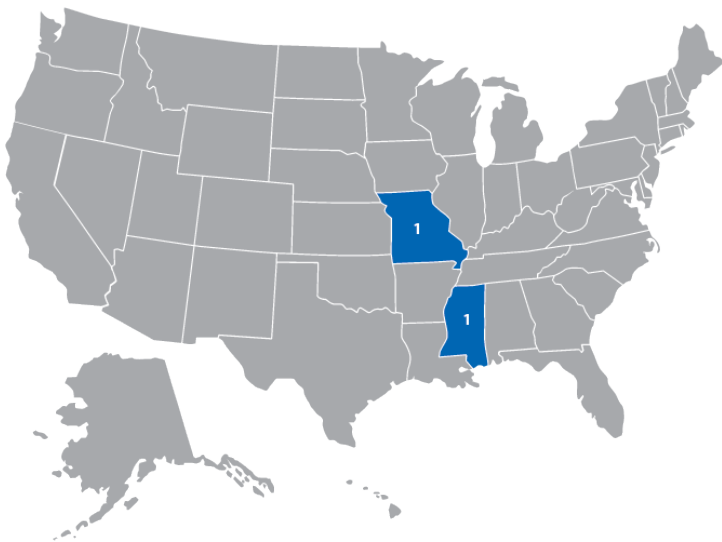
² Average of increase as determined by: (Post-Test Average - Pre-Test Average)/Pre-Test Average



Course Statistics

Total Number of Deliveries: 2
Total Number of Students Trained: 37
Total Number of States Impacted¹: 2
Pre-Test Score Average: 68.5%
Post-Test Score Average: 98.5%
Average Increase of KSA²: 43.8%

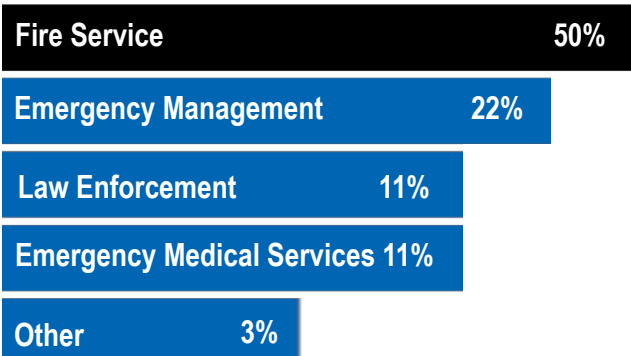
Training Deliveries by State



Students Trained by State

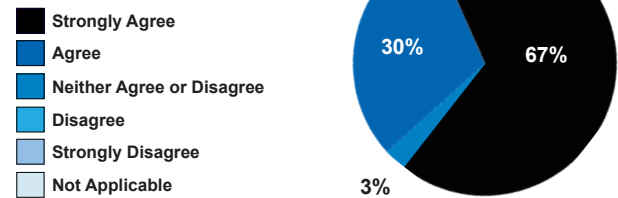
Missouri (1).....20
Mississippi (1).....17
Students Trained.....37

Top 5 Disciplines

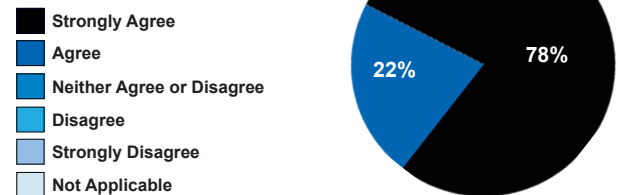


Evaluations

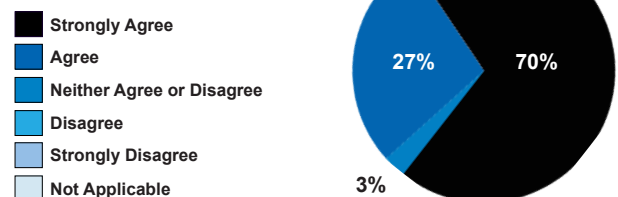
Overall, the course content met my needs and expectations.



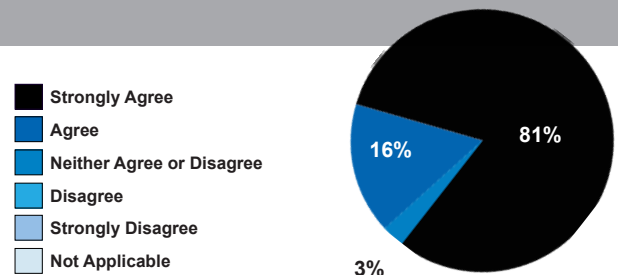
Overall, the instructors' performance met my needs and expectations



Overall, the course increased my knowledge, skills and abilities.



I will recommend this course to my peers.



¹ Includes all 50 U.S. states and 6 territories.

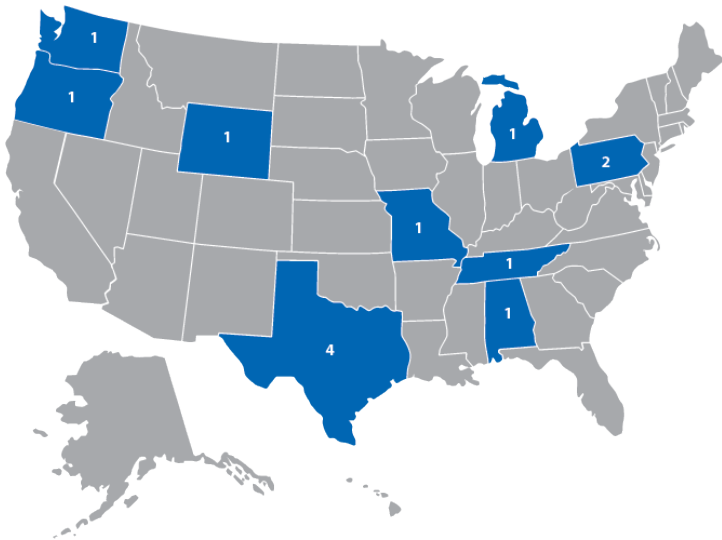
² Average of increase as determined by: (Post-Test Average - Pre-Test Average)/Pre-Test Average



Course Statistics

Total Number of Deliveries: 13
Total Number of Students Trained: 390
Total Number of States Impacted¹: 9
Pre-Test Score Average: 80.9%
Post-Test Score Average: 97.6%
Average Increase of KSA²: 20.6%

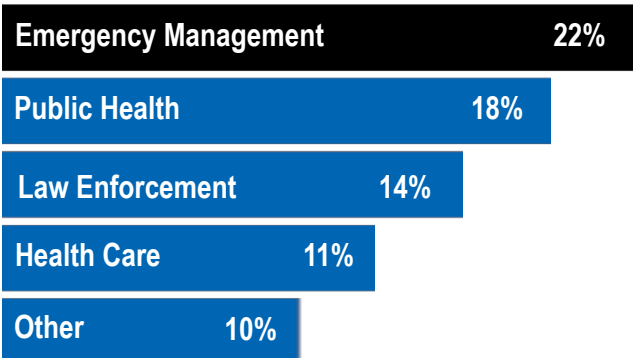
Training Deliveries by State



Students Trained by State

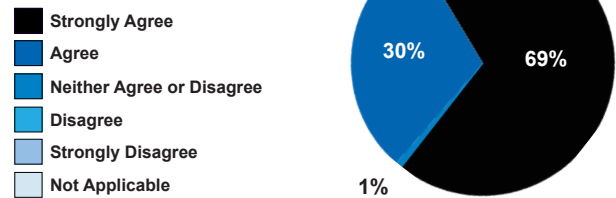
Alabama (1).....	46	Texas (4).....	144
Michigan (1).....	42	Washington (1).....	35
Missouri (1).....	30	Wyoming (1).....	15
Oregon (1).....	27		
Pennsylvania (2).....	34		
Tennessee (1).....	17		
		Students Trained.....	390

Top 5 Disciplines

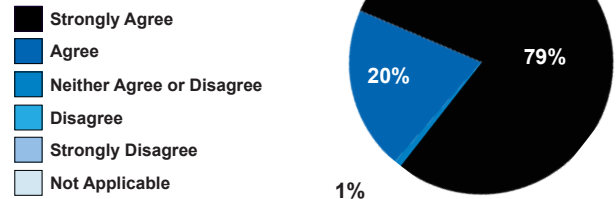


Evaluations

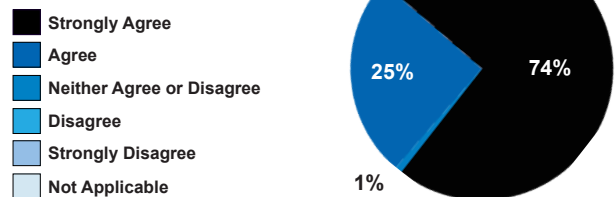
Overall, the course content met my needs and expectations.



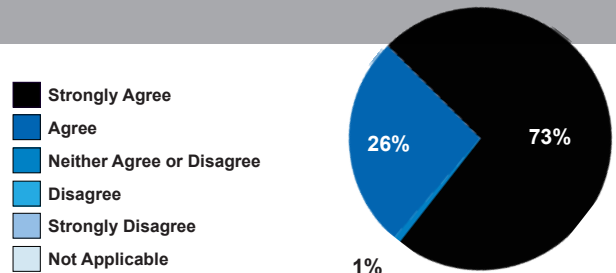
Overall, the instructors' performance met my needs and expectations



Overall, the course increased my knowledge, skills and abilities.



I will recommend this course to my peers.



¹ Includes all 50 U.S. states and 6 territories.

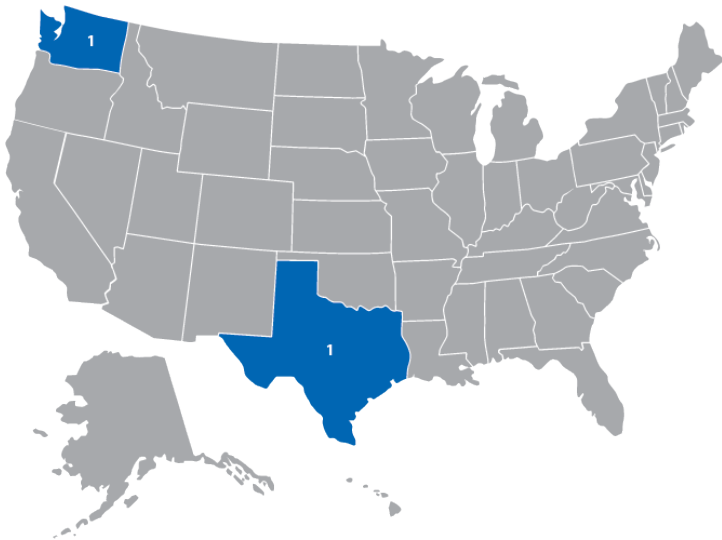
² Average of increase as determined by: (Post-Test Average - Pre-Test Average)/Pre-Test Average



Course Statistics

Total Number of Deliveries: 2
Total Number of Students Trained: 35
Total Number of States Impacted¹: 2
Pre-Test Score Average: 75.3%
Post-Test Score Average: 92.3%
Average Increase of KSA²: 22.6%

Training Deliveries by State

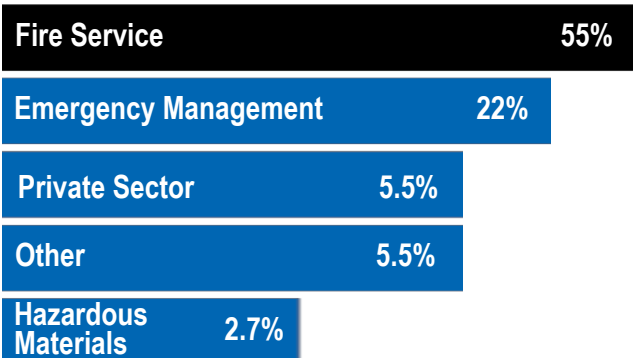


Students Trained by State

Texas (1).....15
Washington (1).....20

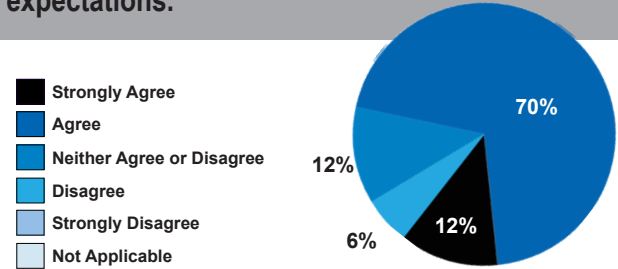
Students Trained.....35

Top 5 Disciplines

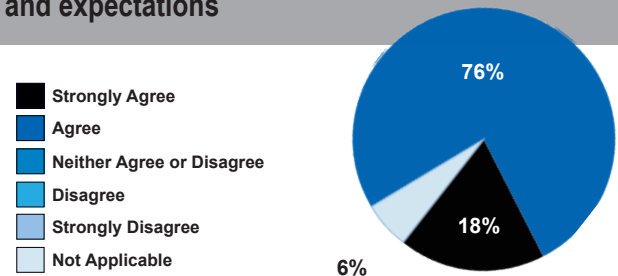


Evaluations

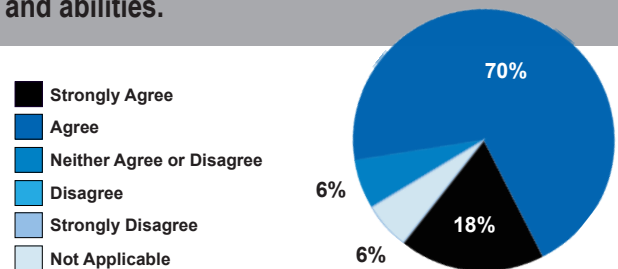
Overall, the course content met my needs and expectations.



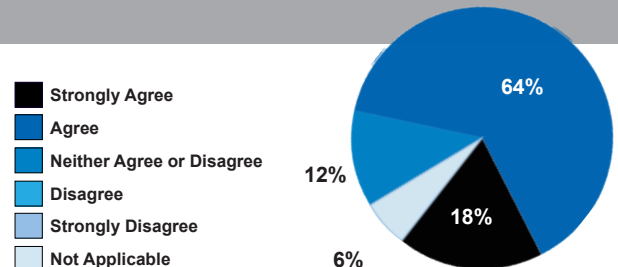
Overall, the instructors' performance met my needs and expectations



Overall, the course increased my knowledge, skills and abilities.



I will recommend this course to my peers.



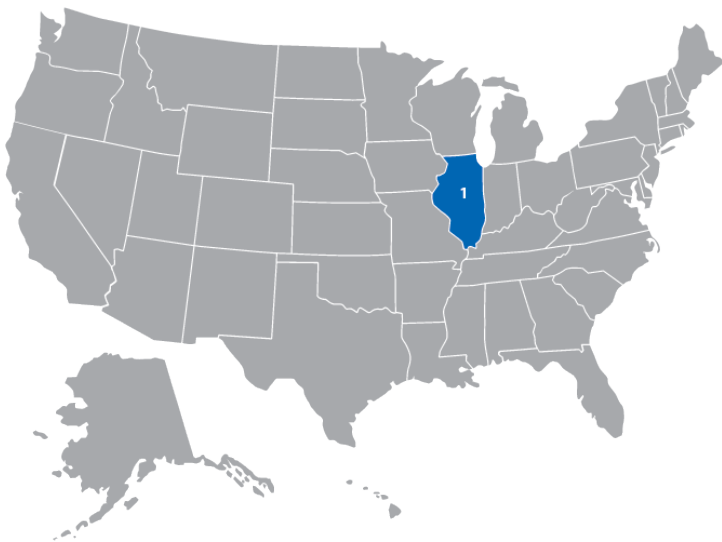
¹ Includes all 50 U.S. states and 6 territories.

² Average of increase as determined by: (Post-Test Average - Pre-Test Average)/Pre-Test Average

Course Statistics

Total Number of Deliveries: 1
Total Number of Students Trained: 63
Total Number of States Impacted¹: 1
Pre-Test Score Average: 63.6%
Post-Test Score Average: 89.2%
Average Increase of KSA²: 40.3%

Training Deliveries by State

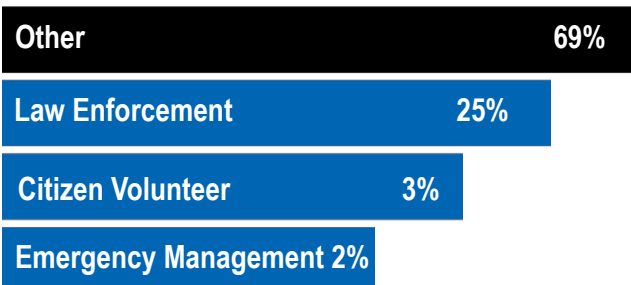


Students Trained by State

Illinois (1).....63

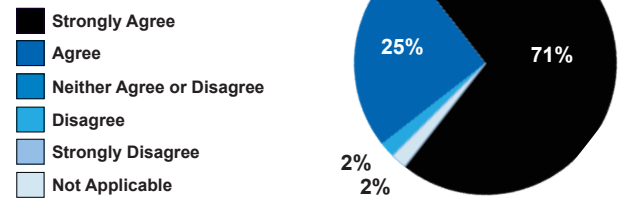
Students Trained.....63

Top 5 Disciplines

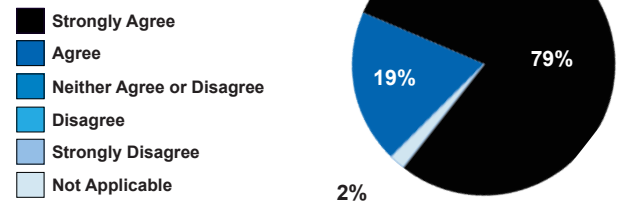


Evaluations

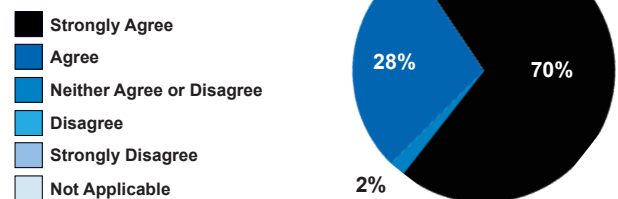
Overall, the course content met my needs and expectations.



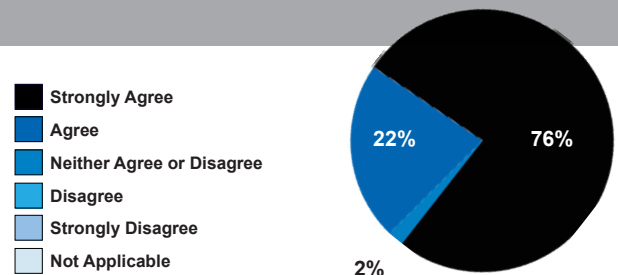
Overall, the instructors' performance met my needs and expectations



Overall, the course increased my knowledge, skills and abilities.



I will recommend this course to my peers.



¹ Includes all 50 U.S. states and 6 territories.

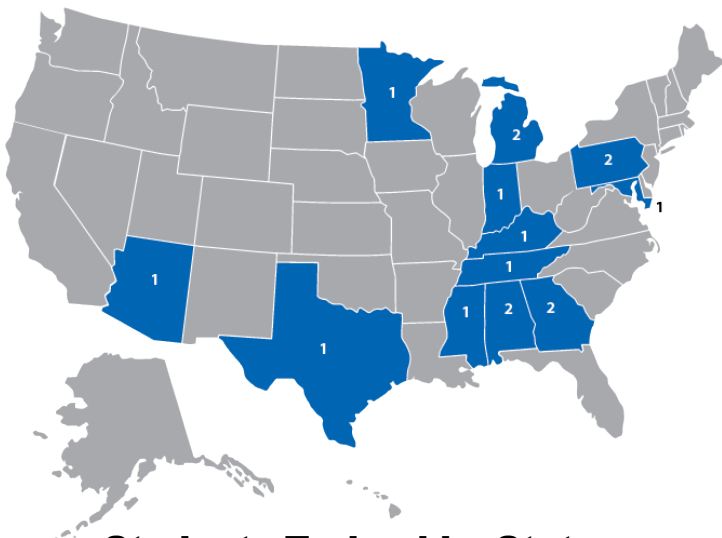
² Average of increase as determined by: (Post-Test Average - Pre-Test Average)/Pre-Test Average



Course Statistics

Total Number of Deliveries: 16
Total Number of Students Trained: 328
Total Number of States Impacted¹: 12
Pre-Test Score Average: 47.15%
Post-Test Score Average: 91.75%
Average Increase of KSA²: 95%

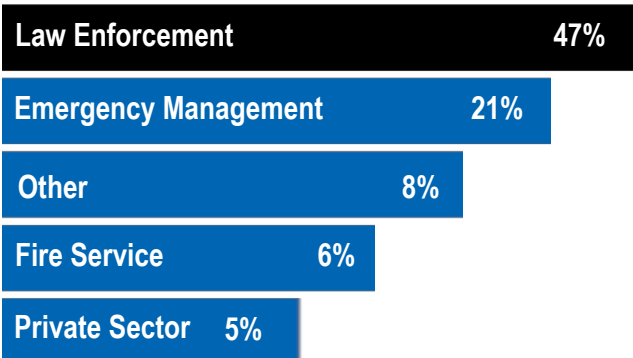
Training Deliveries by State



Students Trained by State

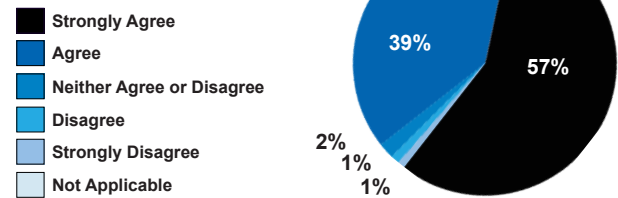
Alabama (2).....	16	Minnesota (1).....	16
Arizona (1).....	30	Mississippi (1).....	17
Georgia (2).....	35	Pennsylvania (2).....	38
Indiana (1).....	23	Tennessee (1).....	24
Kentucky (1).....	22	Texas (1).....	16
Maryland (1).....	23		
Michigan (2).....	68	Students Trained.....	328

Top 5 Disciplines

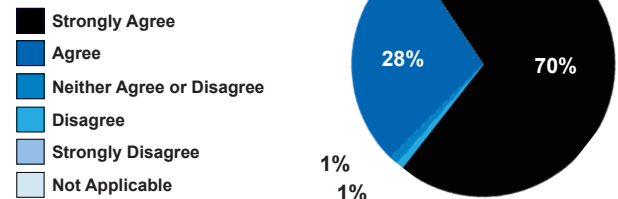


Evaluations

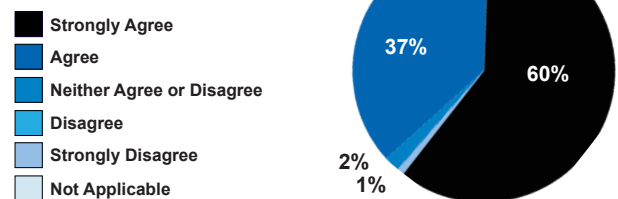
Overall, the course content met my needs and expectations.



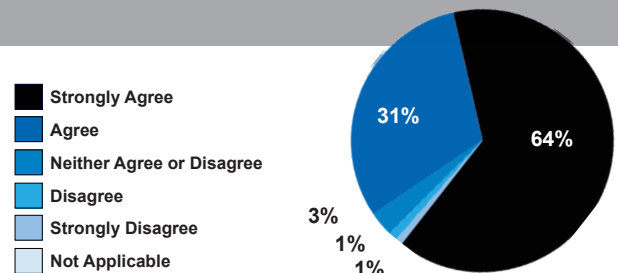
Overall, the instructors' performance met my needs and expectations



Overall, the course increased my knowledge, skills and abilities.



I will recommend this course to my peers.



¹ Includes all 50 U.S. states and 6 territories.

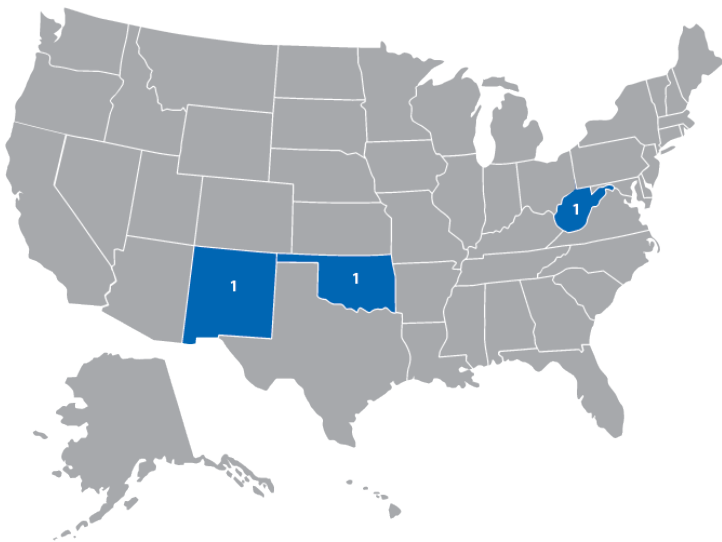
² Average of increase as determined by: (Post-Test Average - Pre-Test Average)/Pre-Test Average



Course Statistics

Total Number of Deliveries: 3
Total Number of Students Trained: 54
Total Number of States Impacted¹: 3
Pre-Test Score Average: 58.5%
Post-Test Score Average: 93%
Average Increase of KSA²: 59.1%

Training Deliveries by State

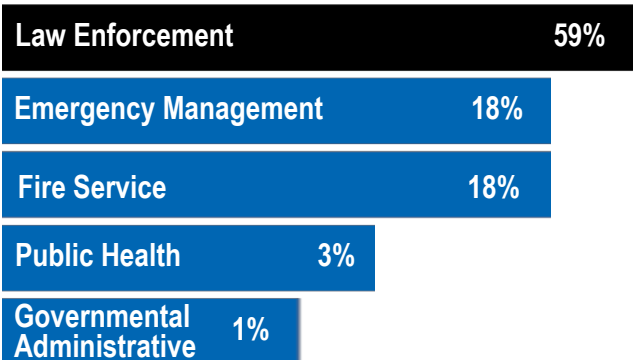


Students Trained by State

New Mexico (1).....11
Oklahoma (1).....25
West Virginia (1).....18

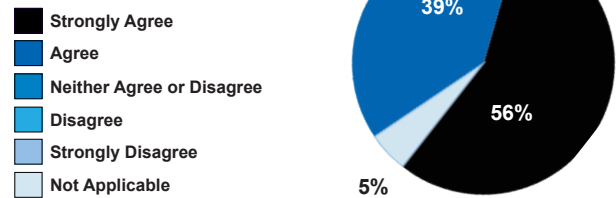
Students Trained.....54

Top 5 Disciplines

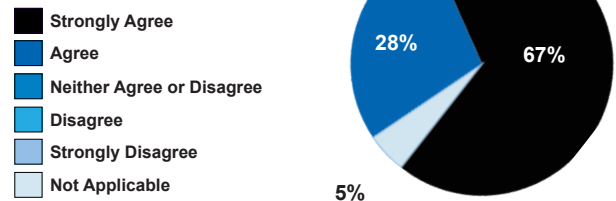


Evaluations

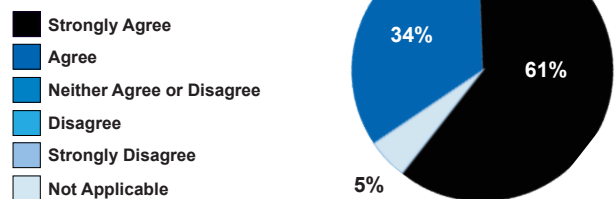
Overall, the course content met my needs and expectations.



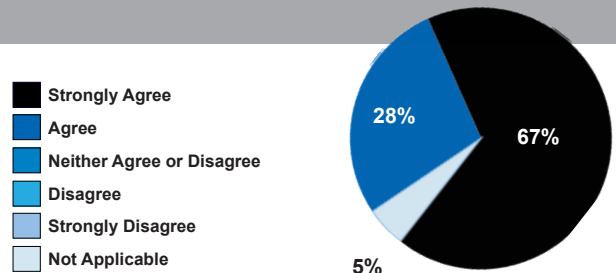
Overall, the instructors' performance met my needs and expectations



Overall, the course increased my knowledge, skills and abilities.



I will recommend this course to my peers.



¹ Includes all 50 U.S. states and 6 territories.

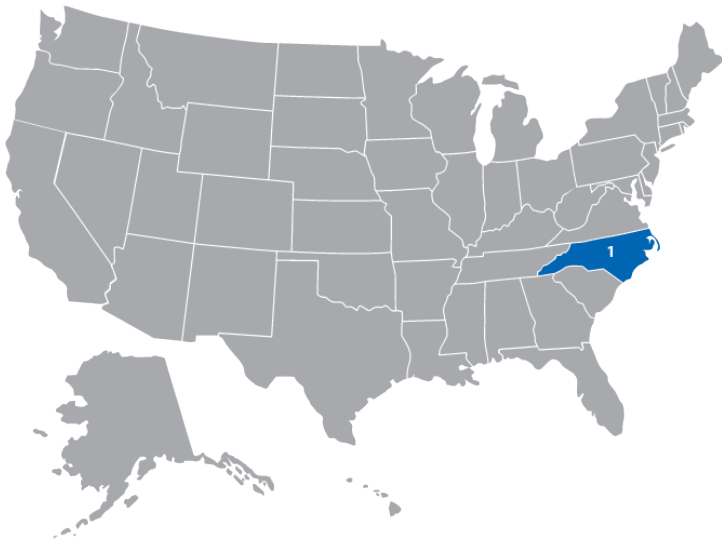
² Average of increase as determined by: (Post-Test Average - Pre-Test Average)/Pre-Test Average



Course Statistics

Total Number of Deliveries: 1
Total Number of Students Trained: 15
Total Number of States Impacted¹: 1
Pre-Test Score Average: 58.5%
Post-Test Score Average: 93%
Average Increase of KSA²: 59.1%

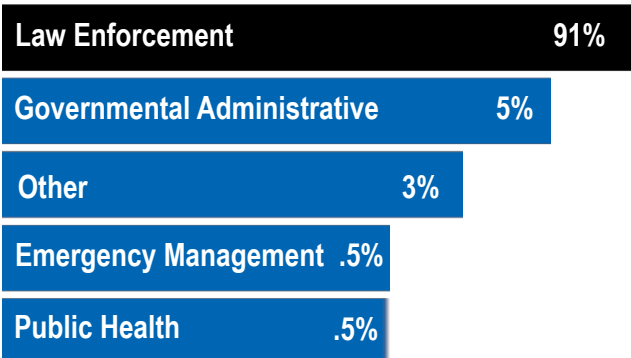
Training Deliveries by State



Students Trained by State

North Carolina (1).....15
Students Trained.....15

Top 5 Disciplines



Evaluations

Information Not Available

¹ Includes all 50 U.S. states and 6 territories.

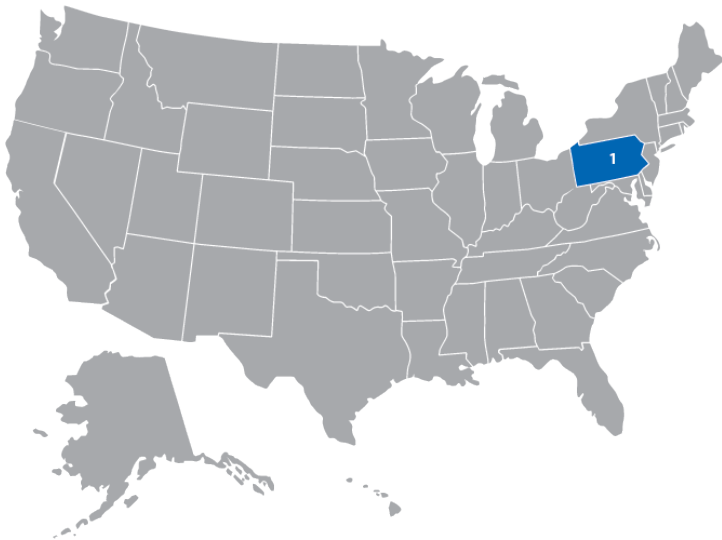
² Average of increase as determined by: (Post-Test Average - Pre-Test Average)/Pre-Test Average



Course Statistics

Total Number of Deliveries: 1
Total Number of Students Trained: 21
Total Number of States Impacted¹: 1
Pre-Test Score Average: 69%
Post-Test Score Average: 92%
Average Increase of KSA²: 33.3%

Training Deliveries by State

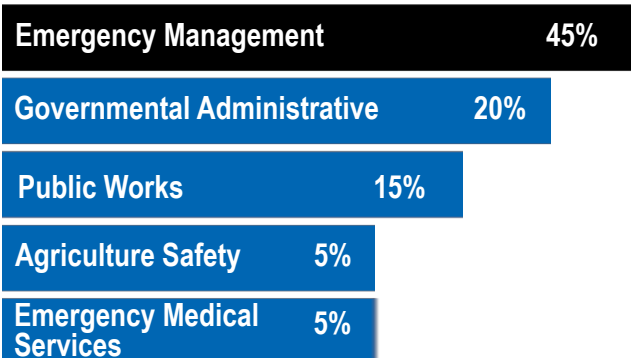


Students Trained by State

Pennsylvania (1).....21

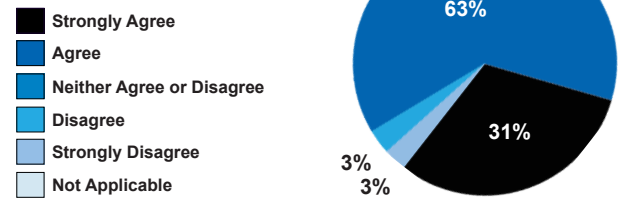
Students Trained.....21

Top 5 Disciplines

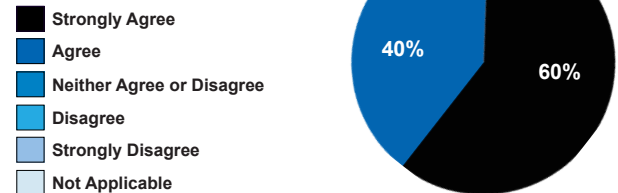


Evaluations

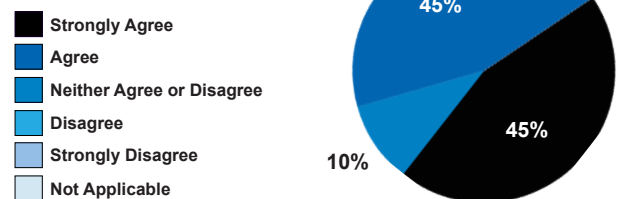
Overall, the course content met my needs and expectations.



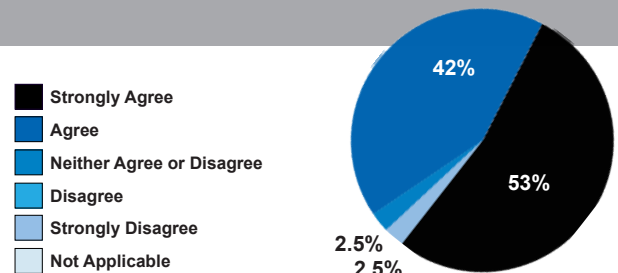
Overall, the instructors' performance met my needs and expectations



Overall, the course increased my knowledge, skills and abilities.



I will recommend this course to my peers.



¹ Includes all 50 U.S. states and 6 territories.

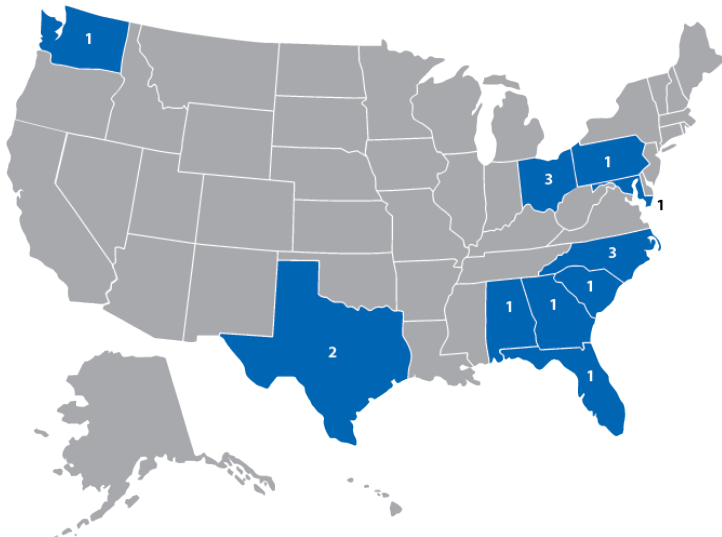
² Average of increase as determined by: (Post-Test Average - Pre-Test Average)/Pre-Test Average



Course Statistics

Total Number of Deliveries: 15
Total Number of Students Trained: 350
Total Number of States Impacted¹: 10
Pre-Test Score Average: 82.75%
Post-Test Score Average: 95.3%
Average Increase of KSA²: 15.7%

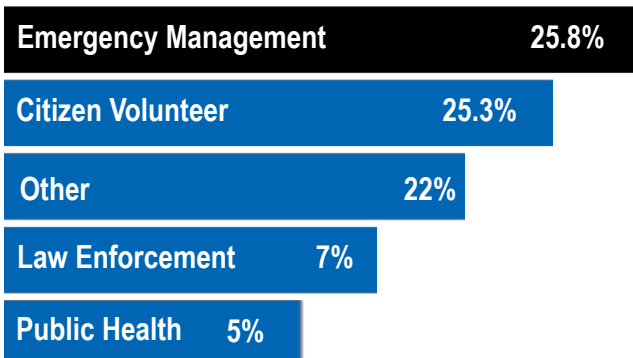
Training Deliveries by State



Students Trained by State

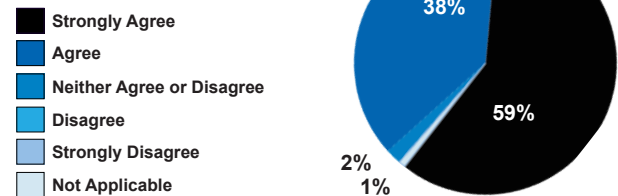
Alabama (1).....	16	Pennsylvania (1).....	37
Florida (1).....	20	South Carolina (1).....	21
Georgia (1).....	12	Texas (2).....	43
Maryland (1).....	13	Washington (1).....	41
North Carolina (3).....	50		
Ohio (3).....	97	Students Trained.....	350

Top 5 Disciplines

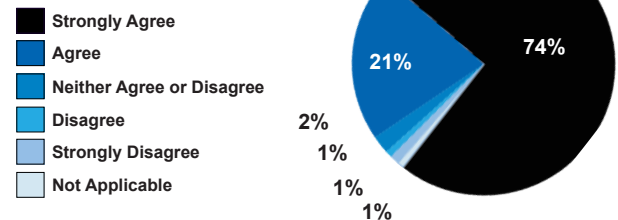


Evaluations

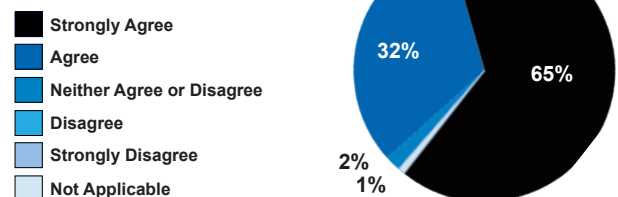
Overall, the course content met my needs and expectations.



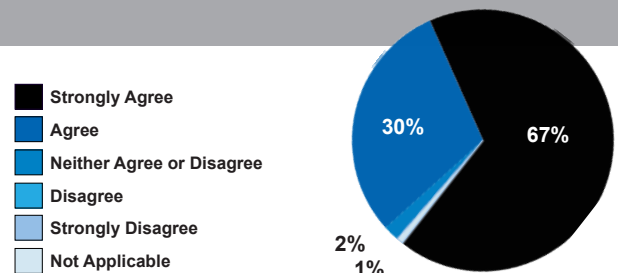
Overall, the instructors' performance met my needs and expectations



Overall, the course increased my knowledge, skills and abilities.



I will recommend this course to my peers.



¹ Includes all 50 U.S. states and 6 territories.

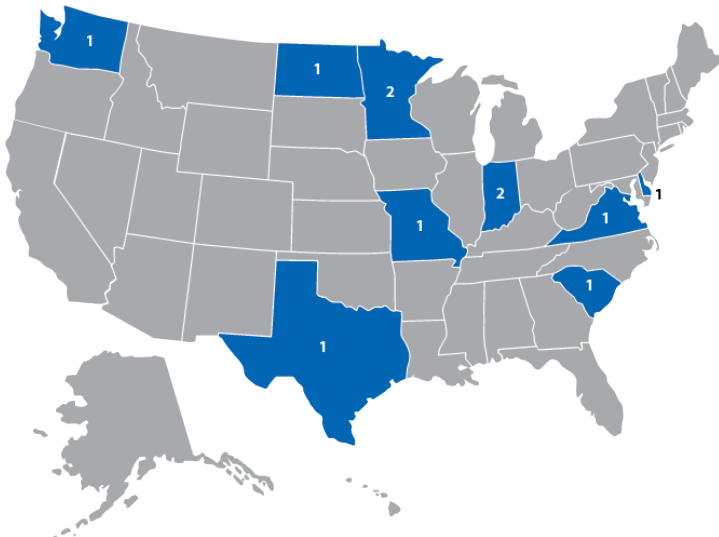
² Average of increase as determined by: (Post-Test Average - Pre-Test Average)/Pre-Test Average



Course Statistics

Total Number of Deliveries: 11
Total Number of Students Trained: 263
Total Number of States Impacted¹: 9
Pre-Test Score Average: 73.1%
Post-Test Score Average: 88.2%
Average Increase of KSA²: 20.7%

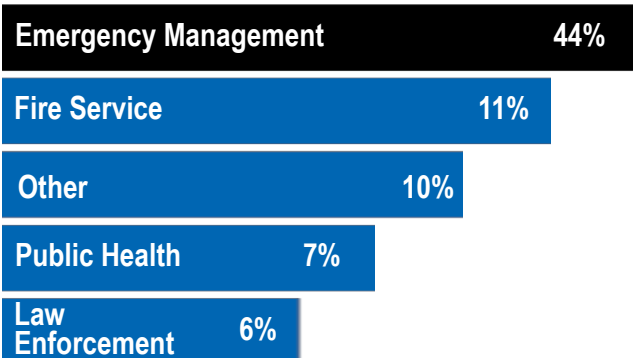
Training Deliveries by State



Students Trained by State

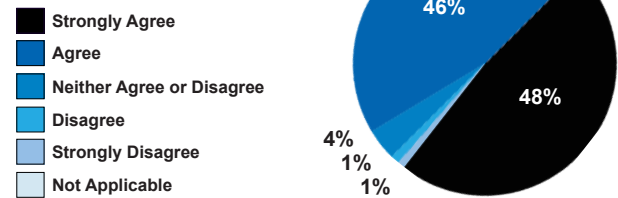
Delaware (1).....	20	Texas (1).....	14
Indiana (2).....	60	Virginia (1).....	24
Minnesota (2).....	41	Washington (1).....	20
Missouri (1).....	19		
North Dakota (1).....	32		
South Carolina (1).....	33		
		Students Trained.....	263

Top 5 Disciplines

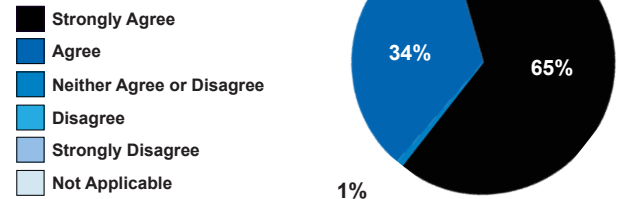


Evaluations

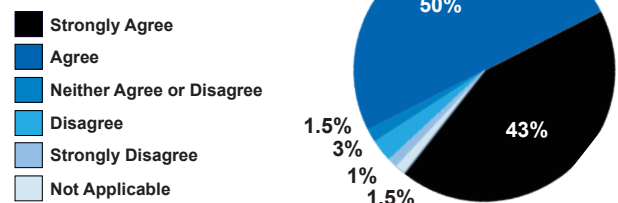
Overall, the course content met my needs and expectations.



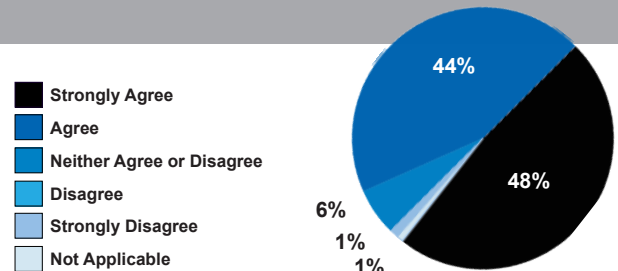
Overall, the instructors' performance met my needs and expectations



Overall, the course increased my knowledge, skills and abilities.



I will recommend this course to my peers.



¹ Includes all 50 U.S. states and 6 territories.

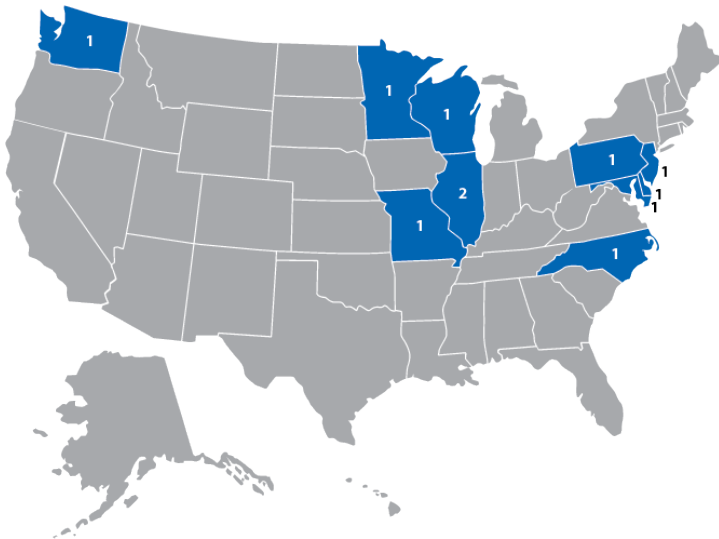
² Average of increase as determined by: (Post-Test Average - Pre-Test Average)/Pre-Test Average



Course Statistics

Total Number of Deliveries: 11
Total Number of Students Trained: 195
Total Number of States Impacted¹: 10
Pre-Test Score Average: 68.4%
Post-Test Score Average: 91.1%
Average Increase of KSA²: 36.2%

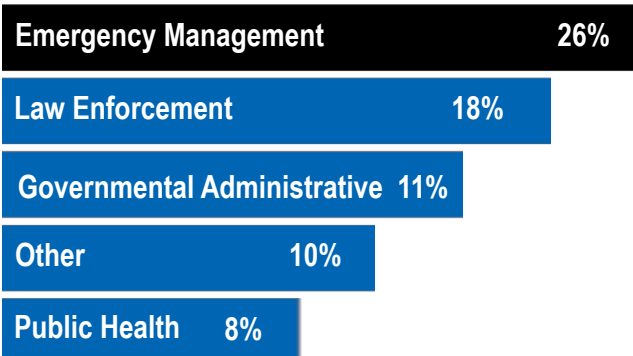
Training Deliveries by State



Students Trained by State

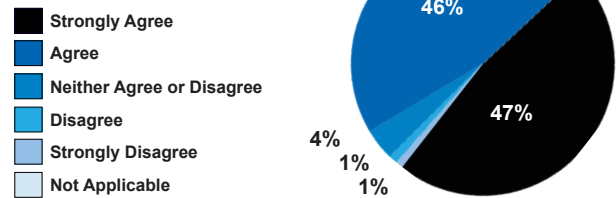
Delaware (1).....	14	New Jersey (1).....	20
Illinois (2)	27	Pennsylvania (1).....	23
Maryland (1).....	14	Washington (1).....	23
Minnesota (1).....	18	Wisconsin (1).....	16
Missouri (1).....	28		
North Carolina (1).....	12	Students Trained.....	195

Top 5 Disciplines

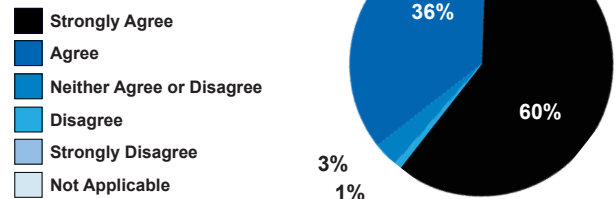


Evaluations

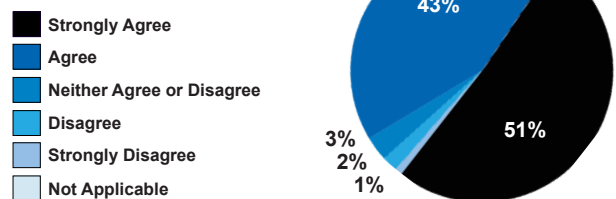
Overall, the course content met my needs and expectations.



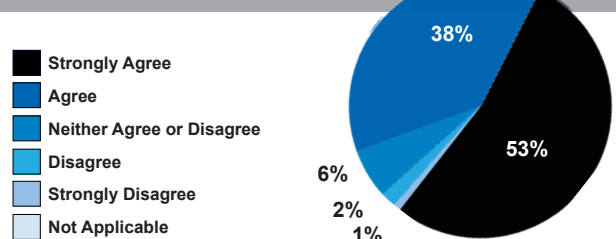
Overall, the instructors' performance met my needs and expectations



Overall, the course increased my knowledge, skills and abilities.



I will recommend this course to my peers.



¹ Includes all 50 U.S. states and 6 territories.

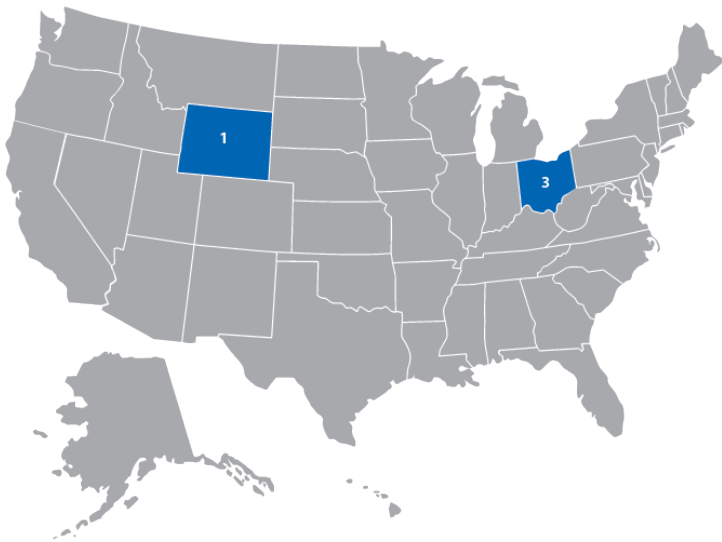
² Average of increase as determined by: (Post-Test Average - Pre-Test Average)/Pre-Test Average



Course Statistics

Total Number of Deliveries: 4
Total Number of Students Trained: 70
Total Number of States Impacted¹: 2
Pre-Test Score Average: 65.3%
Post-Test Score Average: 85.8%
Average Increase of KSA²: 35.6%

Training Deliveries by State

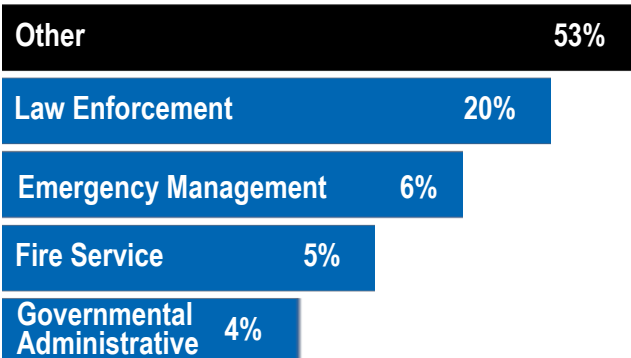


Students Trained by State

Ohio(3).....54
Wyoming (1).....16

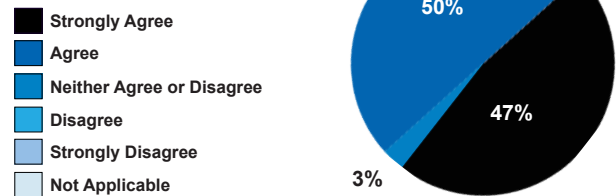
Students Trained.....70

Top 5 Disciplines

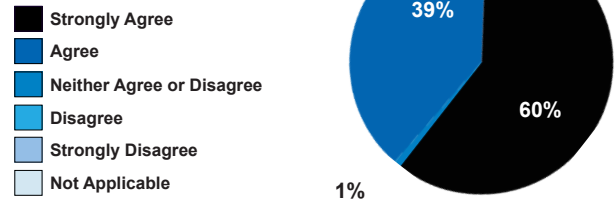


Evaluations

Overall, the course content met my needs and expectations.



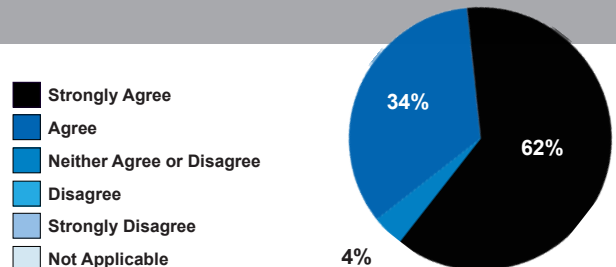
Overall, the instructors' performance met my needs and expectations



Overall, the course increased my knowledge, skills and abilities.



I will recommend this course to my peers.



¹ Includes all 50 U.S. states and 6 territories.

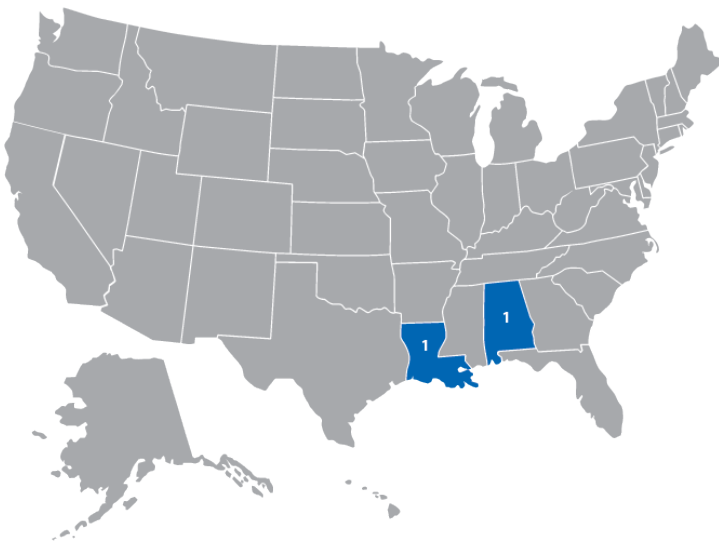
² Average of increase as determined by: (Post-Test Average - Pre-Test Average)/Pre-Test Average



Course Statistics

Total Number of Deliveries: 2
Total Number of Students Trained: 40
Total Number of States Impacted¹: 2
Pre-Test Score Average: 62%
Post-Test Score Average: 100%
Average Increase of KSA²: 61.3%

Training Deliveries by State

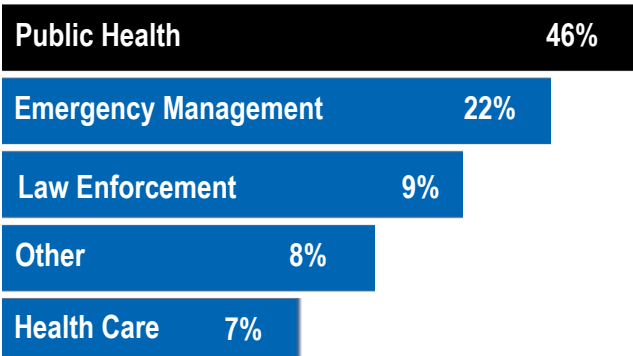


Students Trained by State

Alabama (1).....21
Louisiana (1).....19

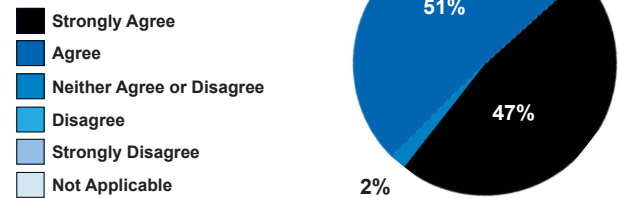
Students Trained.....40

Top 5 Disciplines

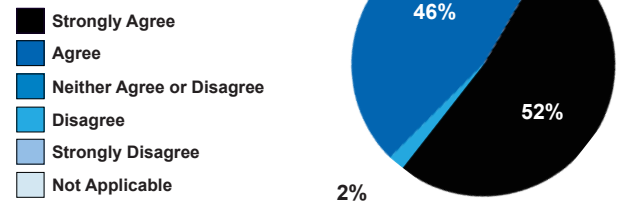


Evaluations

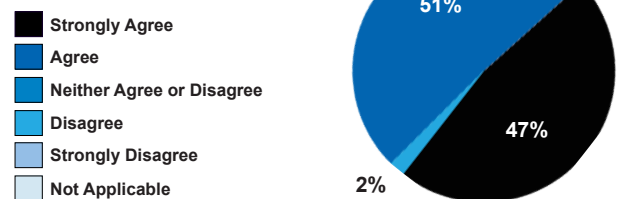
Overall, the course content met my needs and expectations.



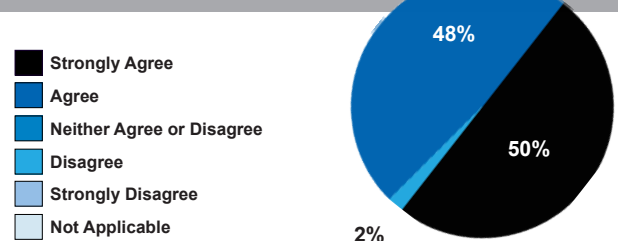
Overall, the instructors' performance met my needs and expectations



Overall, the course increased my knowledge, skills and abilities.



I will recommend this course to my peers.



¹ Includes all 50 U.S. states and 6 territories.

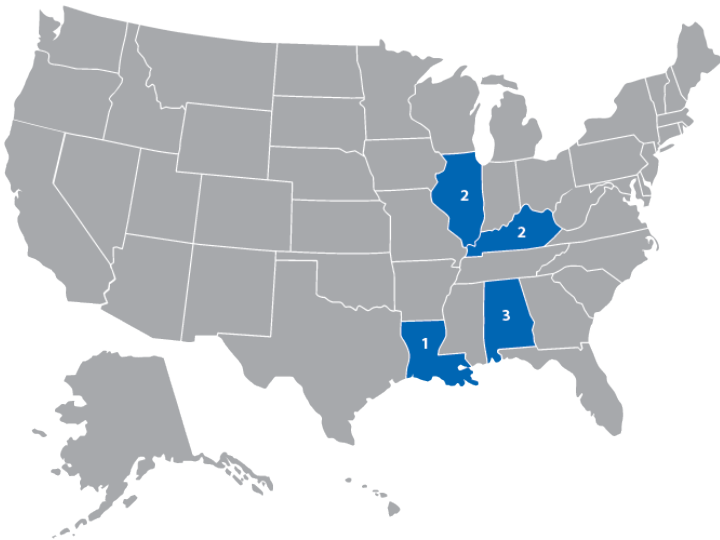
² Average of increase as determined by: (Post-Test Average - Pre-Test Average)/Pre-Test Average



Course Statistics

Total Number of Deliveries: 8
Total Number of Students Trained: 214
Total Number of States Impacted¹: 4
Pre-Test Score Average: 64.95%
Post-Test Score Average: 89%
Average Increase of KSA²: 37.2%

Training Deliveries by State

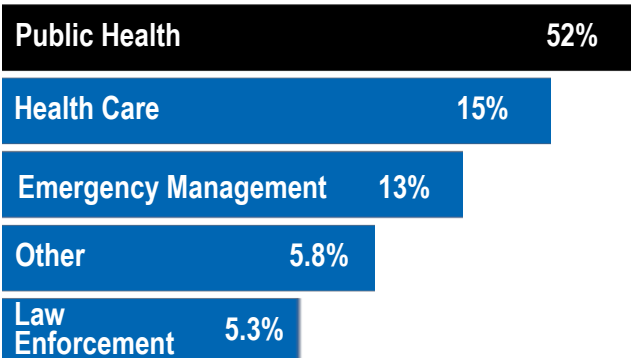


Students Trained by State

Alabama (3).....68
Illinois (2).....57
Kentucky (2).....72
Louisiana (1).....17

Students Trained.....214

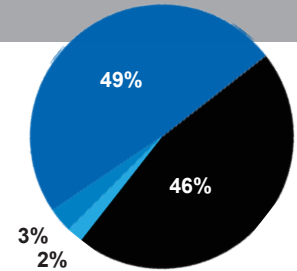
Top 5 Disciplines



Evaluations

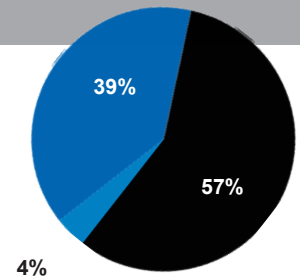
Overall, the course content met my needs and expectations.

Strongly Agree
Agree
Neither Agree or Disagree
Disagree
Strongly Disagree
Not Applicable



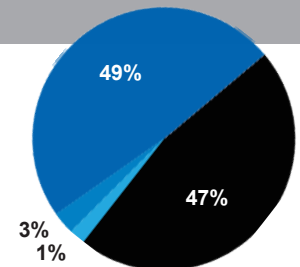
Overall, the instructors' performance met my needs and expectations

Strongly Agree
Agree
Neither Agree or Disagree
Disagree
Strongly Disagree
Not Applicable



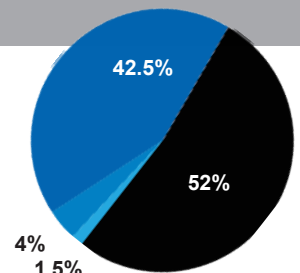
Overall, the course increased my knowledge, skills and abilities.

Strongly Agree
Agree
Neither Agree or Disagree
Disagree
Strongly Disagree
Not Applicable



I will recommend this course to my peers.

Strongly Agree
Agree
Neither Agree or Disagree
Disagree
Strongly Disagree
Not Applicable



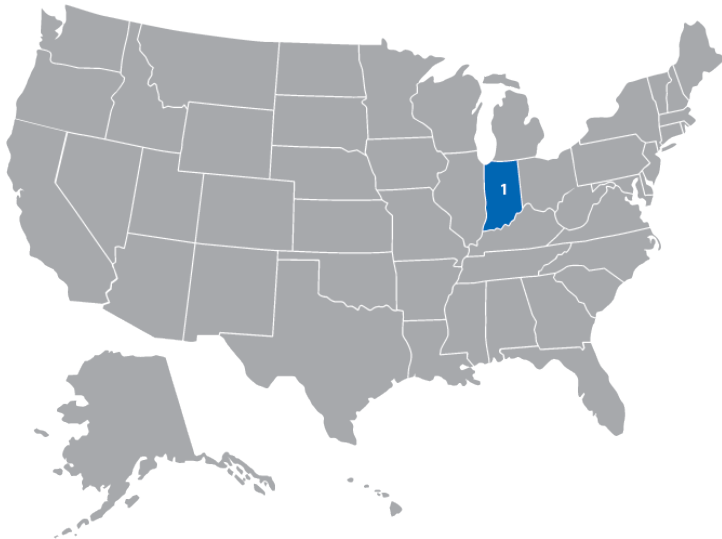
¹ Includes all 50 U.S. states and 6 territories.

² Average of increase as determined by: (Post-Test Average - Pre-Test Average)/Pre-Test Average

Course Statistics

Total Number of Deliveries: 1
Total Number of Students Trained: 13
Total Number of States Impacted¹: 1
Pre-Test Score Average: 72%
Post-Test Score Average: 99%
Average Increase of KSA²: 37.5%

Training Deliveries by State



Students Trained by State

Indiana (1).....13

Students Trained.....13

Top 5 Disciplines

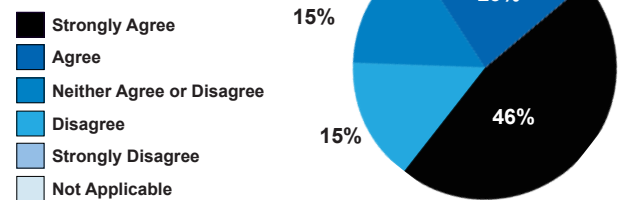
Emergency Management 67%

Public Health 22%

Emergency Medical Services 11%

Evaluations

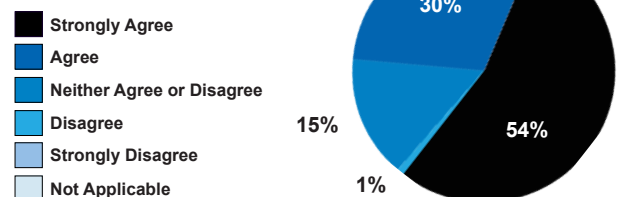
Overall, the course content met my needs and expectations.



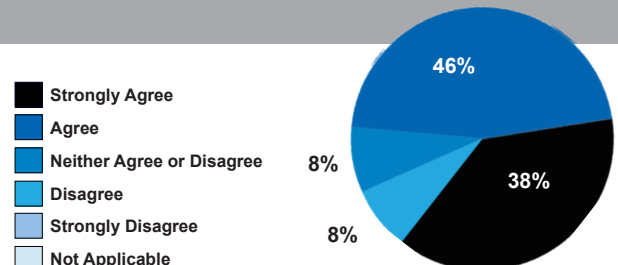
Overall, the instructors' performance met my needs and expectations



Overall, the course increased my knowledge, skills and abilities.



I will recommend this course to my peers.



¹ Includes all 50 U.S. states and 6 territories.

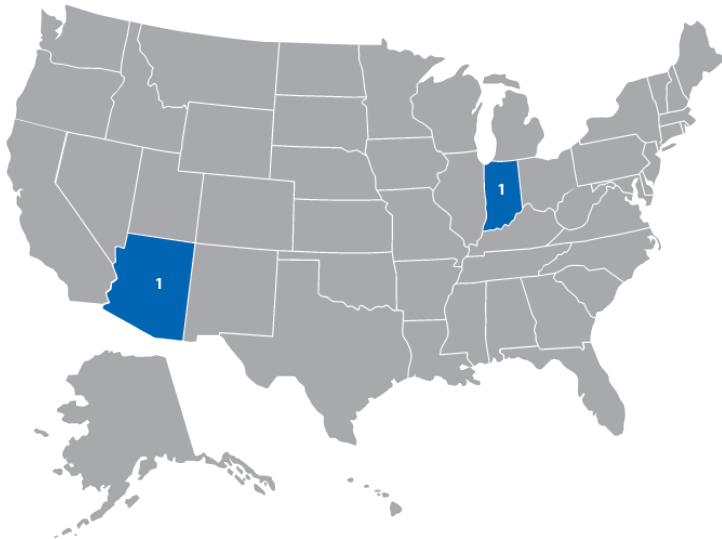
² Average of increase as determined by: (Post-Test Average - Pre-Test Average)/Pre-Test Average



Course Statistics

Total Number of Deliveries: 2
Total Number of Students Trained: 29
Total Number of States Impacted¹: 2
Pre-Test Score Average: 71%
Post-Test Score Average: 94%
Average Increase of KSA²: 32.4%

Training Deliveries by State



Students Trained by State

Arizona (1).....15
Indiana (1).....14

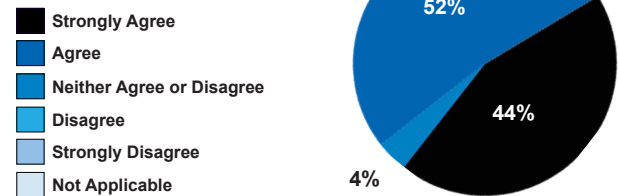
Students Trained.....29

Top 5 Disciplines

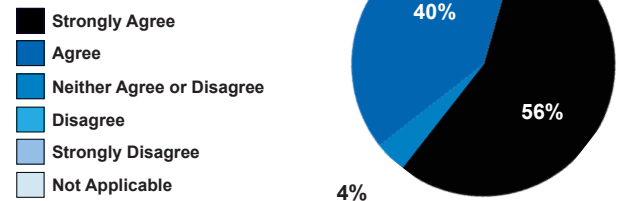
Emergency Management	57%
Emergency Medical Services	10%
Health Care	10%
Other	10%
Law Enforcement	5%

Evaluations

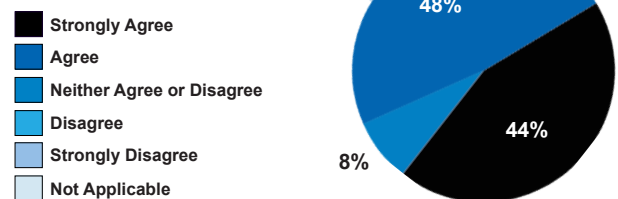
Overall, the course content met my needs and expectations.



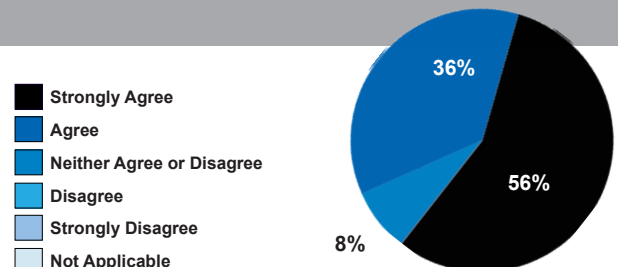
Overall, the instructors' performance met my needs and expectations



Overall, the course increased my knowledge, skills and abilities.



I will recommend this course to my peers.



¹ Includes all 50 U.S. states and 6 territories.

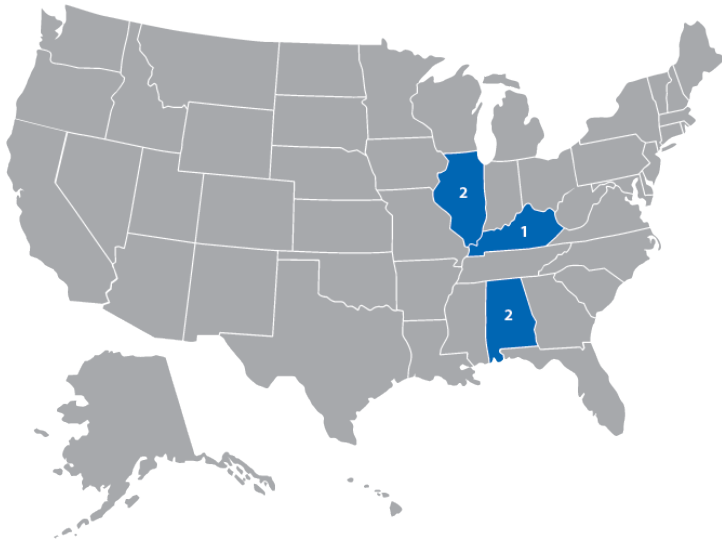
² Average of increase as determined by: (Post-Test Average - Pre-Test Average)/Pre-Test Average



Course Statistics

Total Number of Deliveries: 5
Total Number of Students Trained: 127
Total Number of States Impacted¹: 3
Pre-Test Score Average: 84.4%
Post-Test Score Average: 84%
Average Increase of KSA²: 31.1%

Training Deliveries by State

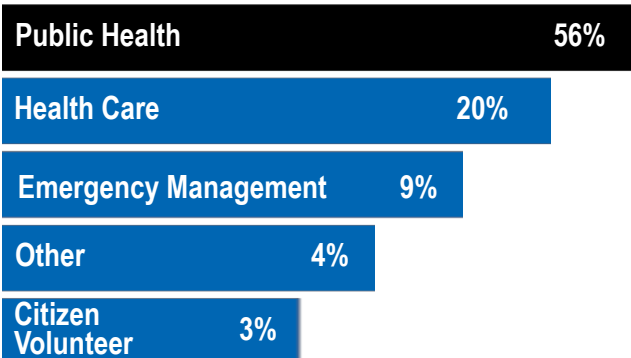


Students Trained by State

Alabama (2).....48
Illinois (2).....54
Kentucky(1).....25

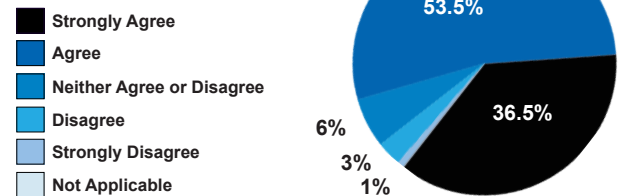
Students Trained.....127

Top 5 Disciplines

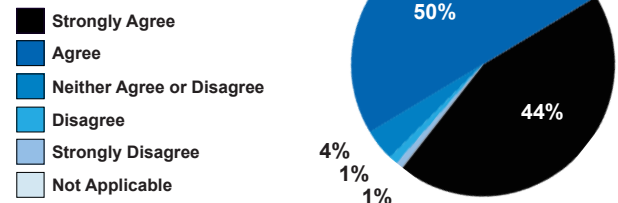


Evaluations

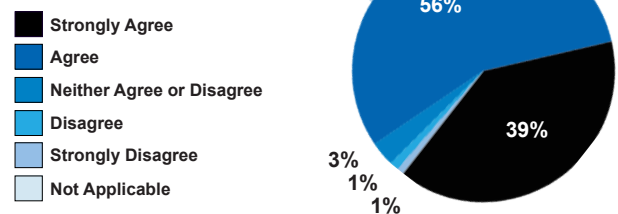
Overall, the course content met my needs and expectations.



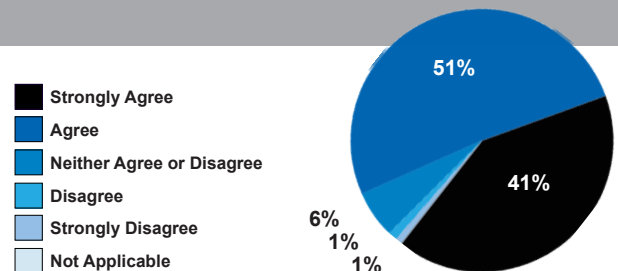
Overall, the instructors' performance met my needs and expectations



Overall, the course increased my knowledge, skills and abilities.



I will recommend this course to my peers.



¹ Includes all 50 U.S. states and 6 territories.

² Average of increase as determined by: (Post-Test Average - Pre-Test Average)/Pre-Test Average

Instructor-Led (ILT) Course Completions by State for 2014

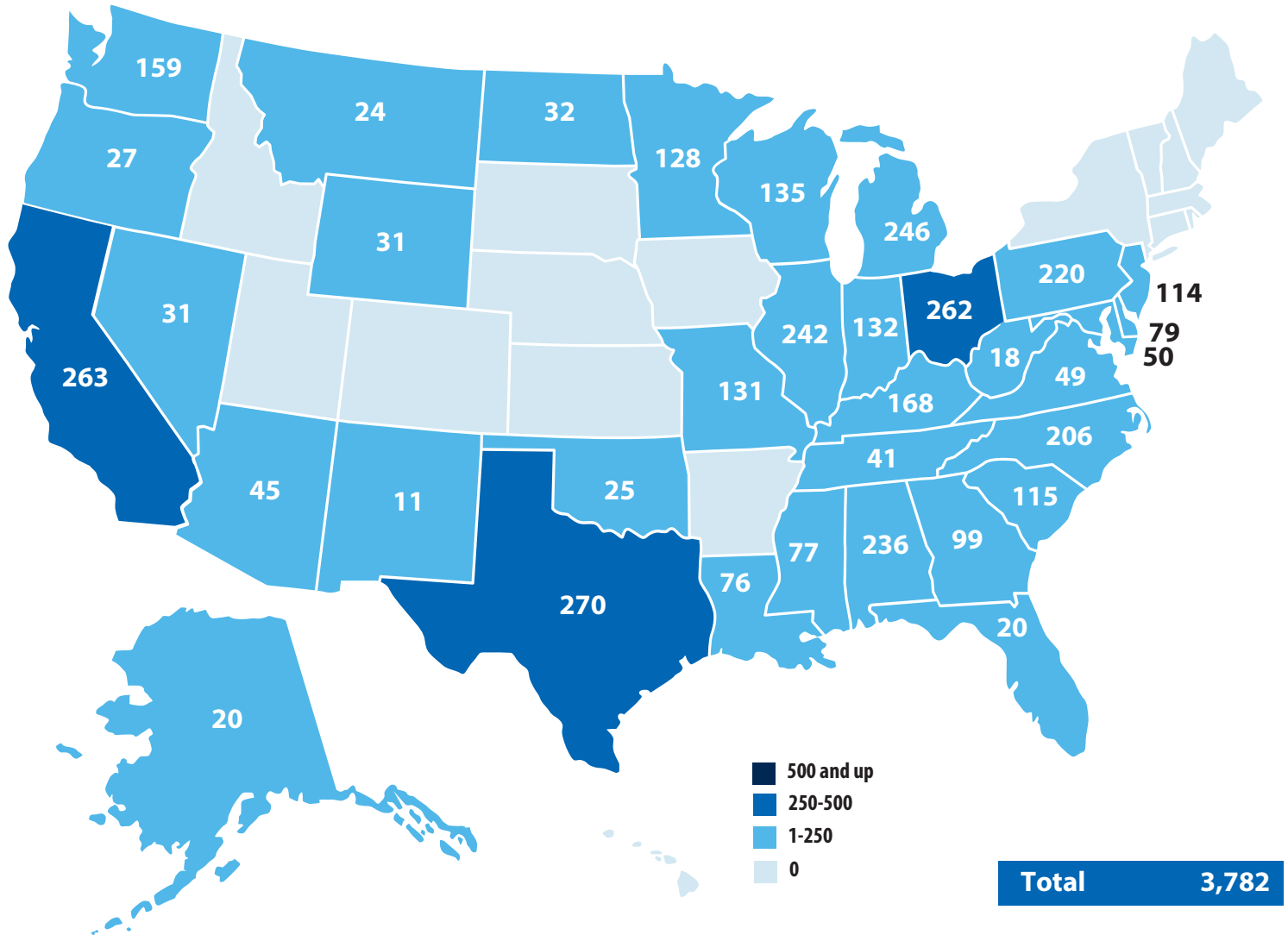
Prepare For The Worst, Train To Be The Best

2014 Performance Report (January 1, 2014 - December 31, 2014)

Course Completions

Course Completions: 3,782

States and Territories Impacted: 34





Web-Based (WBT) Course Completions by State for 2014

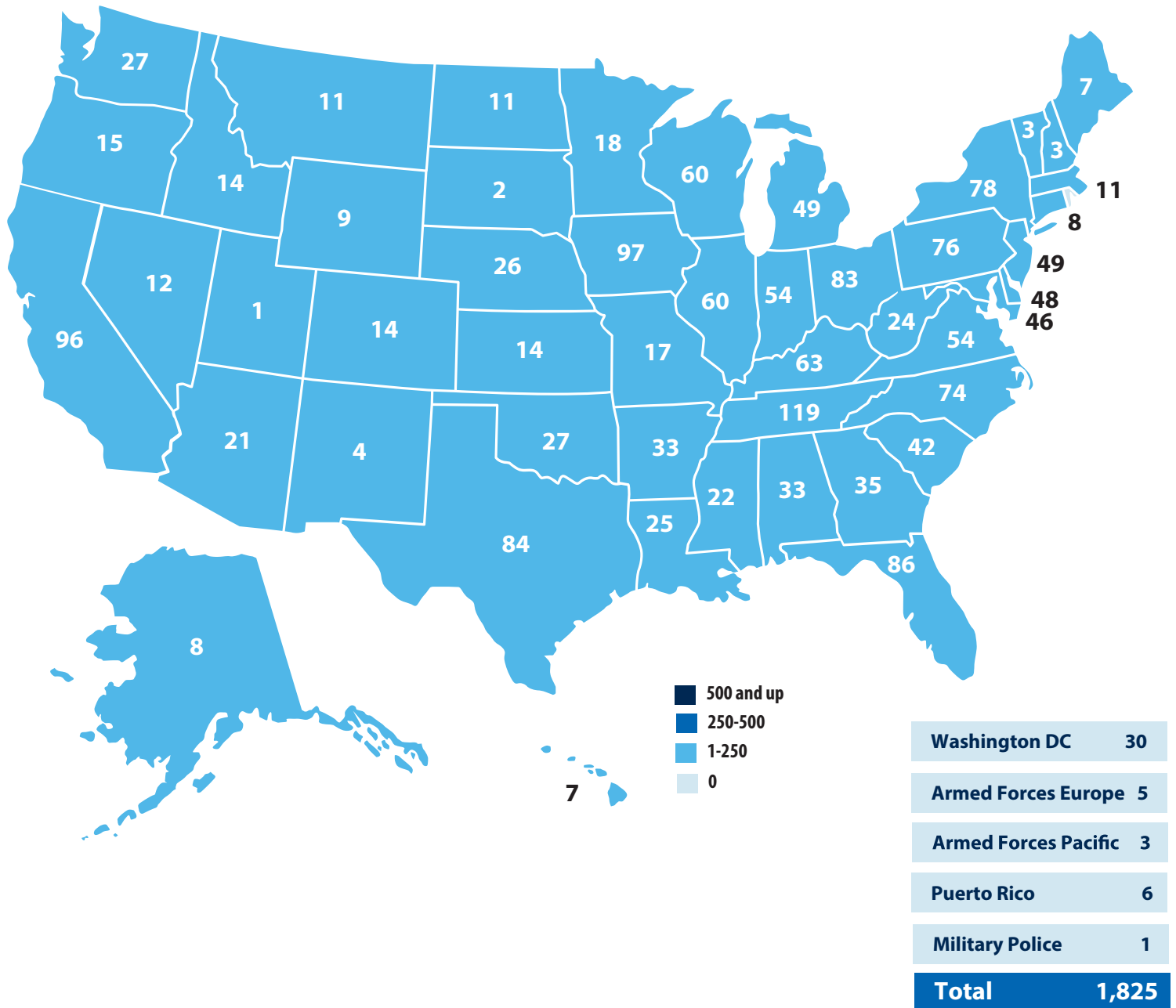
Prepare For The Worst, Train To Be The Best

2014 Performance Report (January 1, 2014 - December 31, 2014)

Course Completions

Course Completions: 1,825

States and Territories Impacted: 54





Course Completions by State for 2014 (ILT & WBT)

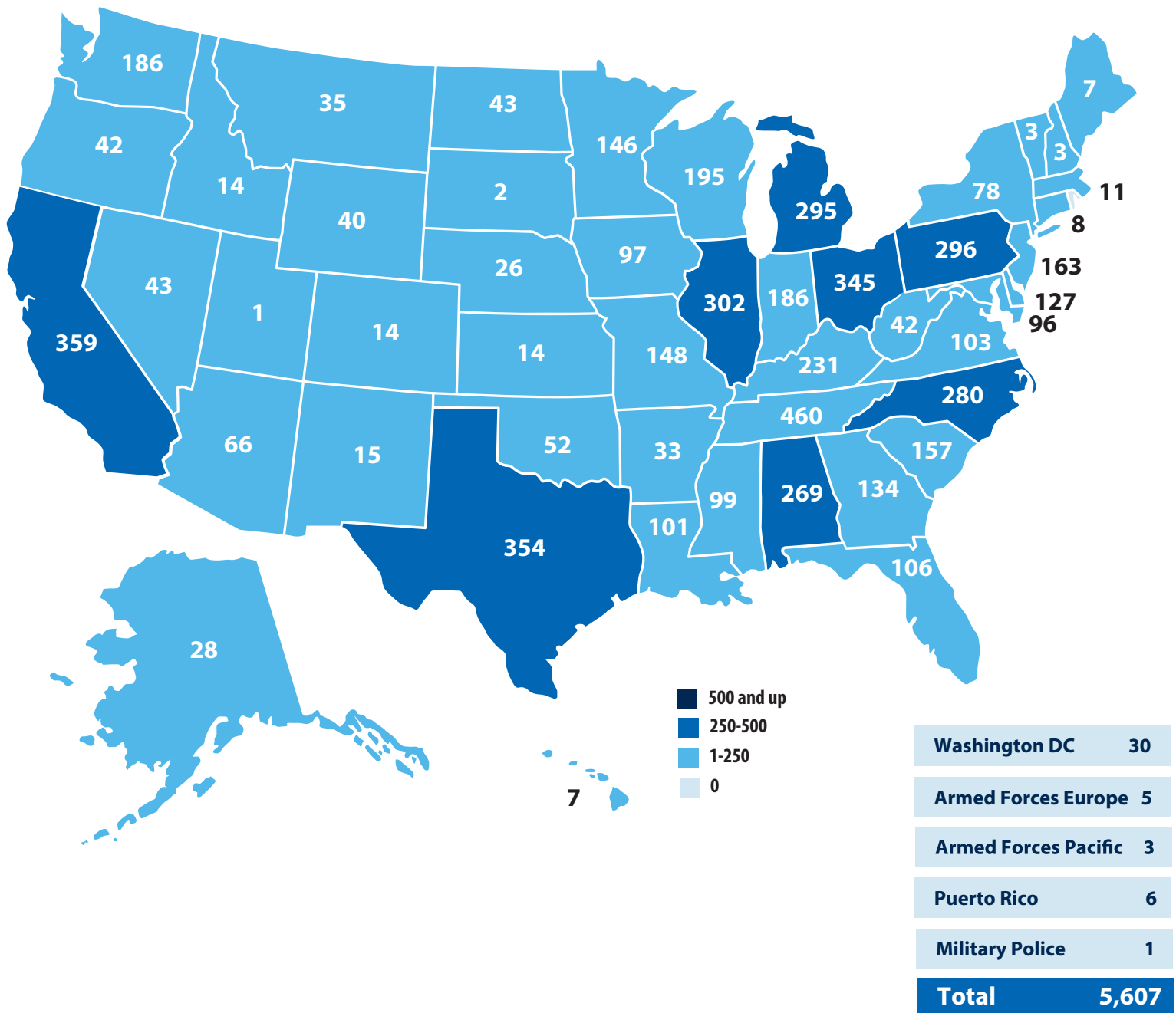
Prepare For The Worst, Train To Be The Best

2014 Performance Report (January 1, 2014 - December 31, 2014)

Course Completions

Course Completions: 5,607

States and Territories Impacted: 54





Course Completions by State for 2006-2014 (ILT & WBT)

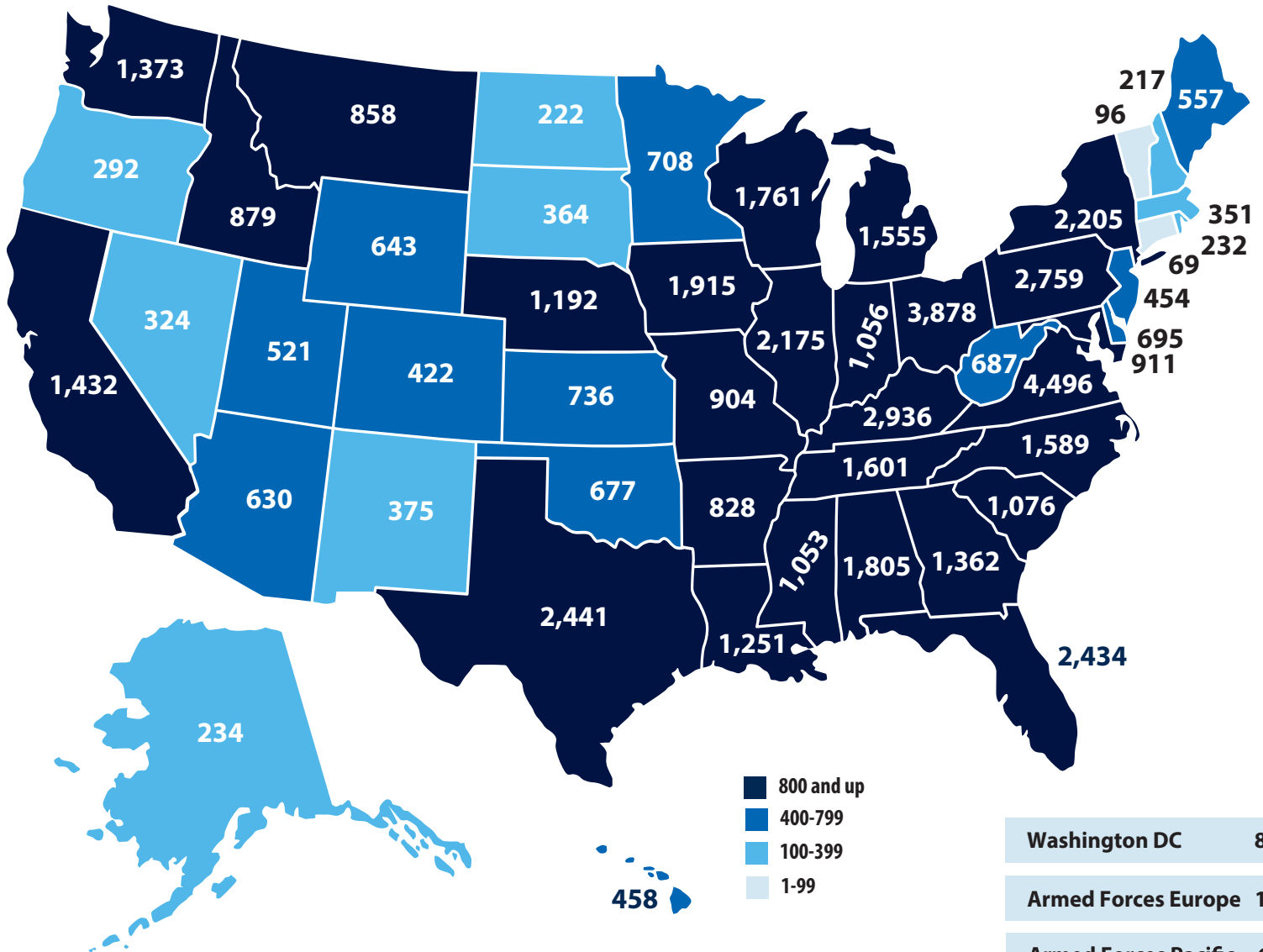
Prepare For The Worst, Train To Be The Best

2014 Performance Report (January 1, 2014 - December 31, 2014)

Course Completions

Course Completions: 57,644

States and Territories Impacted: 56



800 and up
400-799
100-399
1-99

Washington DC 89

Armed Forces Europe 18

Armed Forces Pacific 6

Puerto Rico 15

Military Police 1

Guam 6

Total 57,644



Prepare For The Worst, Train To Be The Best

Contact Us
Rural Domestic Preparedness Consortium
The Center for Rural Development
2292 South Hwy. 27
Somerset, KY 42501

877.855.RDPC

www.ruraltraining.org